



## **FOREWORD**

Education Management Information System (EMIS) cell of Elementary & Secondary Education Department, Government of NWFP is maintaining and updating education database yearly in order to fulfill the information requirements of policy formulation, decision-making, interventions and resource allocation and of other national and international organizations. The EMIS Cell is responsible for conducting census of all Govt. schools including Primary, Middle, High and Higher Secondary Schools, Private Schools in the Province. It generates and publishes Provincial Statistical Report every year. Till date, EMIS has generated and published 17 Provincial Annual School Census (ASC) Statistical Reports but this is the first time that EMIS has generated and is publishing comprehensive District Statistical Report containing analysis. This report of EMIS will help the decision-makers to use data for planning, management, monitoring and evaluation of the education system at various administrative levels especially at individual district levels. It provides important data to share with state and national decision makers to increase public awareness and advance public policy and support for education. The data will provide base to develop vital education indicators, which will help the decision makers for necessary interventions in the education system.

The report covers the following aspects of Government Schools in the Province:

- Number of Schools, Enrollment and Teachers by gender and level
- Gross and Net Enrollment Ratios by gender and level
- Dropout, Transition and Retention Rates
- Students Flow Analysis
- Major/Minor repair required in the Government Schools

EMIS analyzes data and generates reports according to the need of data users. In addition, demand based reports can be produced. All data users are encouraged & welcome to contact Provincial EMIS for any query or detailed information. Suggestions for further improvement of this publication will contribute a lot to strengthen EMIS in future, which results in the development of education sector based on quality segregated and updated database and multidimensional reports.



SECRETARY TO GOVT OF NWFP  
ELEMENTARY & SECONDARY EDUCATION  
DEPARTMENT

# Table of Contents

Contents	Page No
Executive Summary .....	1
Number of Functional Govt. Schools, Enrolment and Working Teachers .....	2
Enrolment by Class in Govt. Schools .....	2
Govt. Schools Lacking Basic Facilities .....	2
Classrooms Required Repair Work .....	2
Three Years Comparison (Institution, Enrolment and Teachers) .....	3
Education Statistics (Graphs) .....	4
Gross Enrolment Ratio (GER) in Primary Level Institutions (Govt, Non-Govt Schools and Deeni Madaris) Pie Charts .....	5
Net Enrolment Ratio (NER) in Primary Level Institutions (Govt, Non-Govt Schools and Deeni Madaris) Pie Charts .....	6
Gross Enrolment Ratios (GER) in Govt., Non-Govt.(Middle, High and H/Sec) Schools .....	7
Net Enrolment Ratios (NER) in Govt., Non-Govt.(Middle, High and H/Sec) Schools .....	8
Students Flow Analysis in Govt. Schools of NWFP .....	9
Dropout Rate and Students Reached to Class 5 (Boys) .....	10
Dropout Rate and Students Reached to Class 5 (Girls) .....	10
Dropout Rate and Students Reached to Class 5 (Boys+Girls) .....	11
Transition Rate, Dropout and Retention Rates in Govt. Schools .....	12
Govt. Primary Schools (including Mosque and Maktab Schools) by Classroom:Enrolment Ratio....	13
No of Teaching Staff by Designation in Middle, High & H/Secondary Schools .....	14
Map showing Govt Boys Primary Schools by Enrolment .....	15
Map showing Govt Girls Primary Schools by Enrolment.....	16

## **EXECUTIVE SUMMARY**

- There are 859 functional Govt. Primary Schools in Lakki, out of which 582 are Boys Schools and 277 are Girls Schools. While at Secondary (Middle, High and H/Secondary) level total functional Schools are 162 including 108 male and 54 female Schools.
- Total Enrolment at Primary level is 79, 419 out of which 50,170 are Boys and 29,249 are Girls students. While at secondary level the overall enrolment is 31, 233 out of which 24,656 are male and 6,577 are female students.
- The average Students in Government Primary School are 92 students while at secondary level the figure is 193.
- The number of total Working Teachers in Govt. Primary Schools is 2,251 out of which Male teachers are 1,564 and Female teachers are 687. At secondary level overall number of teachers is 1,558 out of which 1,205 are male and 353 are female teachers.
- The Average Teacher: Student Ratio in Government Primary Schools level is 1:33 and Secondary Schools level is 1:20.
- The Gross Enrolment Ratio in Govt. Primary schools of Lakki is 65%.
- The Gross Enrolment Ratio in Non-Govt. Primary schools of Lakki is 8% (projected).
- The Overall Gross Enrolment Ratio (Govt. Schools, Non-Govt. Schools & Deeni Madaris) of District Lakki is 76%, depicting that about 14% children of Primary level school going age are either out of school/unknown.
- The Gross Enrolment Ratio in Govt. Secondary schools of Lakki is 36%.
- The Gross Enrolment Ratio in Non-Govt. Secondary Schools of Lakki is 5% (projected).
- The Overall Gross Enrolment Ratio (Govt. and Non-Govt. Secondary Level Schools) of District Lakki is 41%, depicting that about 59% children of Secondary level school going age are either out of school/in Deeni Madaris/unknown.

# District Education Management Information System (Year 2007-08)

District: LAKKI

## Number of Functional Govt. Schools, Enrolment and Working Teachers

Gender	Primary			Middle			High			Higher/Secondary		
	School	Enrol.	Working Teacher	School	Enrol.	Working Teacher	Schools	Enrol.	Working Teacher	Schools	Enrol.	Working Teacher
BOYS	582	57918	1564	53	5135	357	46	12923	608	9	6656	240
GIRLS	277	21501	687	40	1800	205	13	4256	131	1	463	17
<b>TOTAL</b>	<b>859</b>	<b>79419</b>	<b>2251</b>	<b>93</b>	<b>6935</b>	<b>562</b>	<b>59</b>	<b>17179</b>	<b>739</b>	<b>10</b>	<b>7119</b>	<b>257</b>

## Enrolment by Class in Govt. schools:

Class	Kachi	Pakki	2nd	3rd	4th	5th	6th	7th	8th	9th	10th	11th	12th
Boys	11809	10527	8004	7377	6354	6099	5456	5102	4893	4611	3437	701	456
Girls	11112	6089	4136	3286	2451	2175	1544	1526	1362	1174	889	38	44
<b>TOT</b>	<b>22921</b>	<b>16616</b>	<b>12140</b>	<b>10663</b>	<b>8805</b>	<b>8274</b>	<b>7000</b>	<b>6628</b>	<b>6255</b>	<b>5785</b>	<b>4326</b>	<b>739</b>	<b>500</b>

## Govt School Lacking following Basic Facilities (excluding Mosque Schools):

Level	No Water		No Electricity		No Latrine		No Boundary Wall	
	Boys Sch.	Girls Sch.	Boys Sch.	Girls Sch.	Boys Sch.	Girls Sch.	Boys Sch.	Girls Sch.
Primary	257	91	194	116	198	17	217	0
Middle	18	12	16	18	14	0	22	0
High	9	2	4	2	5	0	8	0
Higher/S	2	0	0	0	0	0	2	0
<b>TOTAL</b>	<b>286</b>	<b>105</b>	<b>214</b>	<b>136</b>	<b>217</b>	<b>17</b>	<b>249</b>	<b>0</b>

## Classrooms Required Repair work:

Level	TOTAL CLASSROOMS		Major Repair		Minor Repair	
	Rooms in Boy Schools	Rooms in Girl Schools	Rooms in Boy Schools	Rooms in Girl Schools	Rooms in Boy Schools	Rooms in Girl Schools
Primary	1630	667	302	74	651	156
Middle	169	120	27	16	84	24
High	357	87	68	11	123	59
Higher/S	131	9	43		51	5
<b>TOTAL</b>	<b>2287</b>	<b>883</b>	<b>440</b>	<b>101</b>	<b>909</b>	<b>244</b>

## Three Years Comparison (Institutions, Enrolment and Teachers)

### Number of Institutions

Government Institutions	Year 2005-06			Year 2006-07			Year 2007-08		
	Male	Female	Total	Male	Female	Total	Male	Female	Total
Primary	570	279	<b>849</b>	582	283	<b>865</b>	582	277	<b>859</b>
Middle	56	37	<b>93</b>	57	40	<b>97</b>	53	40	<b>93</b>
High	43	6	<b>49</b>	43	9	<b>52</b>	46	13	<b>59</b>
Higher Secy.	5	1	<b>6</b>	8	1	<b>9</b>	9	1	<b>10</b>
<b>Total</b>	<b>674</b>	<b>323</b>	<b>997</b>	<b>690</b>	<b>333</b>	<b>1023</b>	<b>690</b>	<b>331</b>	<b>1021</b>

### Number of Students

Government Institutions	Year 2005-06			Year 2006-07			Year 2007-08		
	Male	Female	Total	Male	Female	Total	Male	Female	Total
Primary	49694	15550	<b>65244</b>	54314	17005	<b>71319</b>	57918	21501	<b>79419</b>
Middle	5331	1839	<b>7170</b>	5287	1883	<b>7170</b>	5135	1800	<b>6935</b>
High	12778	3236	<b>16014</b>	12889	3667	<b>16556</b>	12923	4256	<b>17179</b>
Higher Secy.	3827	341	<b>4168</b>	5551	418	<b>5969</b>	6656	463	<b>7119</b>
<b>Total</b>	<b>71630</b>	<b>20966</b>	<b>92596</b>	<b>78041</b>	<b>22973</b>	<b>101014</b>	<b>82632</b>	<b>28020</b>	<b>110652</b>

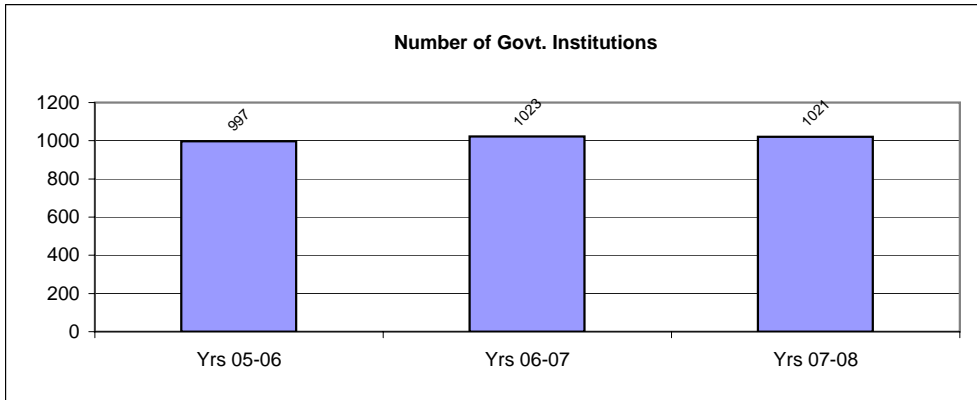
### Number of Teachers

Government Institutions	Year 2005-06			Year 2006-07			Year 2007-08		
	Male	Female	Total	Male	Female	Total	Male	Female	Total
Primary	1445	616	<b>2061</b>	1517	638	<b>2155</b>	1564	687	<b>2251</b>
Middle	384	199	<b>583</b>	385	198	<b>583</b>	357	205	<b>562</b>
High	598	83	<b>681</b>	580	102	<b>682</b>	608	131	<b>739</b>
Higher Secy.	167	13	<b>180</b>	218	14	<b>232</b>	240	17	<b>257</b>
<b>Total</b>	<b>2594</b>	<b>911</b>	<b>3505</b>	<b>2700</b>	<b>952</b>	<b>3652</b>	<b>2769</b>	<b>1040</b>	<b>3809</b>

# Education Statistics

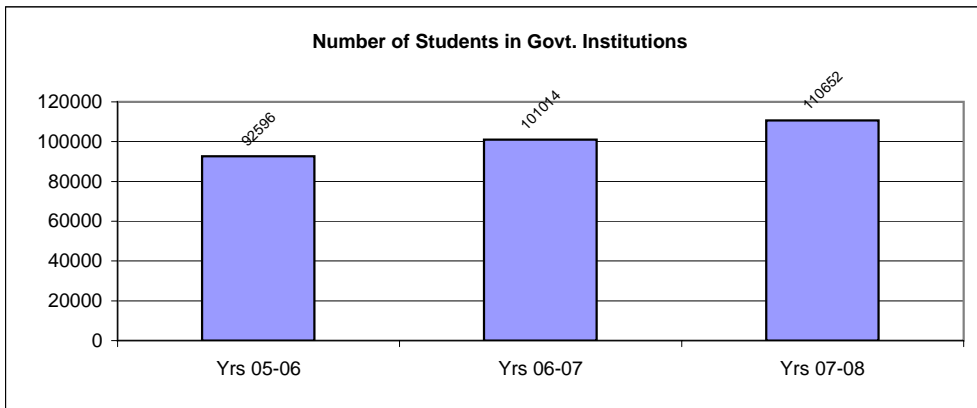
## Number of Institutions

All Level Govt. Institutions	Yrs 05-06	Yrs 06-07	Yrs 07-08
<b>Total</b>	<b>997</b>	<b>1023</b>	<b>1021</b>



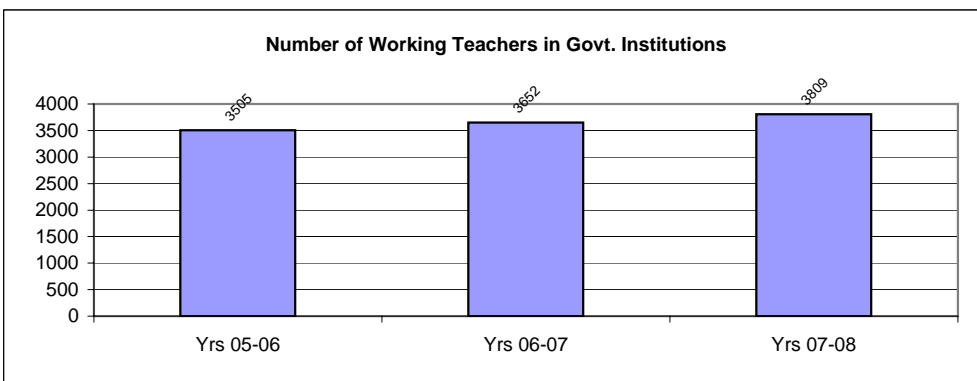
## Number of Students

All Level Govt. Institutions	Yrs 05-06	Yrs 06-07	Yrs 07-08
<b>Total</b>	<b>92596</b>	<b>101014</b>	<b>110652</b>



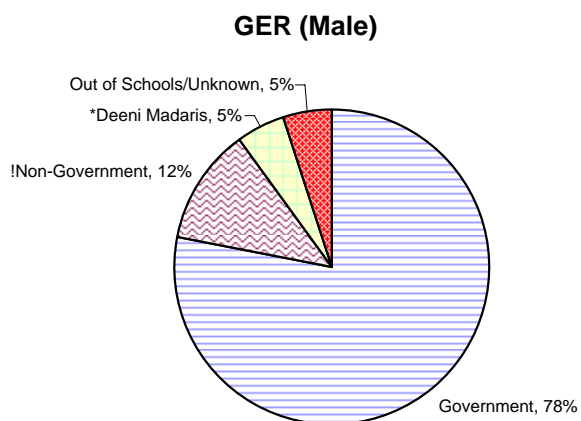
## Number of Teachers

All Level Govt. Institutions	Yrs 05-06	Yrs 06-07	Yrs 07-08
<b>Total</b>	<b>3505</b>	<b>3652</b>	<b>3809</b>

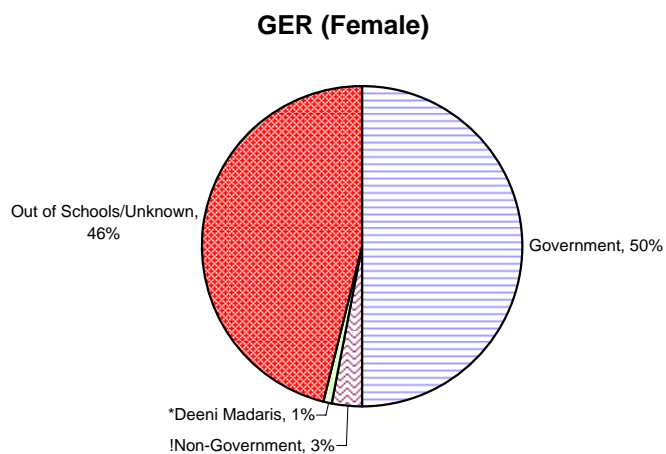


## GER in Primary Level Institutions (Govt., Non-Govt. Schools and Deeni Madaris)

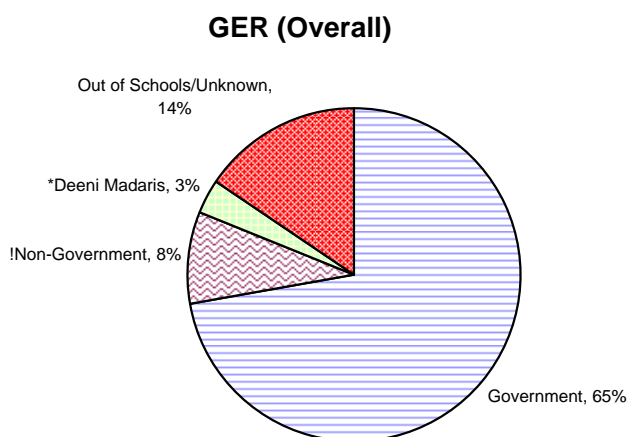
Primary Level Institutions	GER (Male)
Government	78%
!Non-Government	12%
*Deeni Madaris	5%
Out of Schools/Unknown	5%
Overall GER	95%



Primary Level Institutions	GER (Female)
Government	50%
!Non-Government	3%
*Deeni Madaris	1%
Out of Schools/Unknown	46%
Overall GER	54%



Primary Level Institutions	GER (Overall)
Government	65%
!Non-Government	8%
*Deeni Madaris	3%
Out of Schools/Unknown	14%
Overall GER	76%

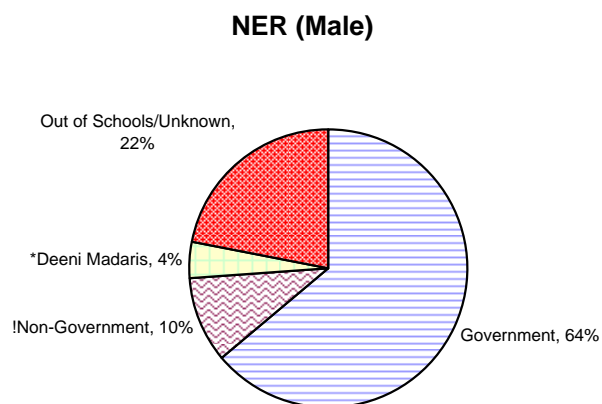


\* Only Full Time Enrolled Students Projected @2%

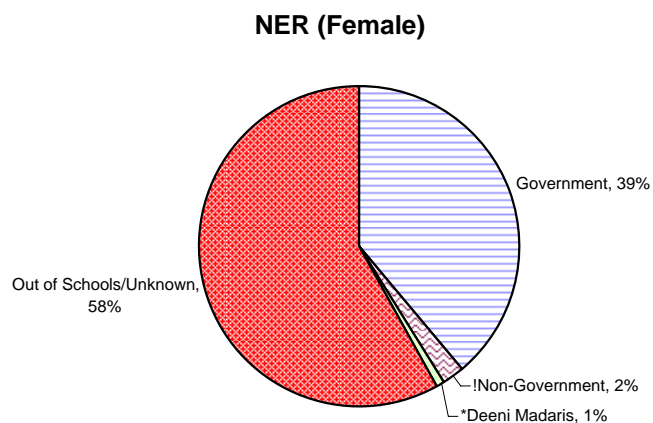
! Private Schools Enrolment Projected @ 3%

## NER in Primary Level Institutions (Govt., Non-Govt. Schools and Deeni Madaris)

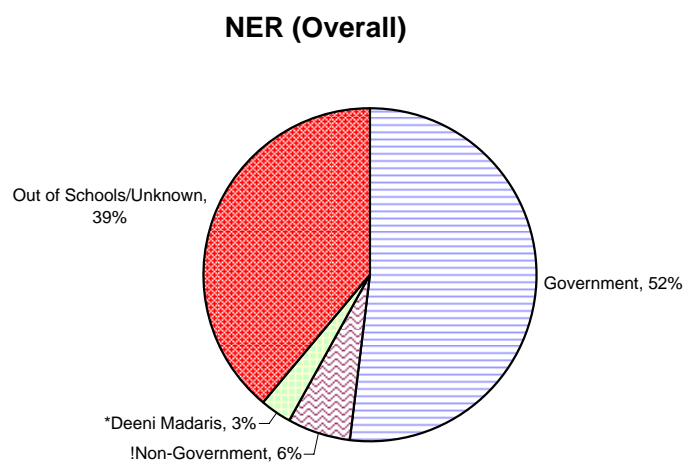
Primary Level Institutions	NER (Male)
Government	64%
!Non-Government	10%
*Deeni Madaris	4%
Out of Schools/Unknown	22%
Overall NER	78%



Primary Level Institutions	NER (Female)
Government	39%
!Non-Government	2%
*Deeni Madaris	1%
Out of Schools/Unknown	58%
Overall NER	42%



Primary Level Institutions	NER (Overall)
Government	52%
!Non-Government	6%
*Deeni Madaris	3%
Out of Schools/Unknown	39%
Overall NER	61%

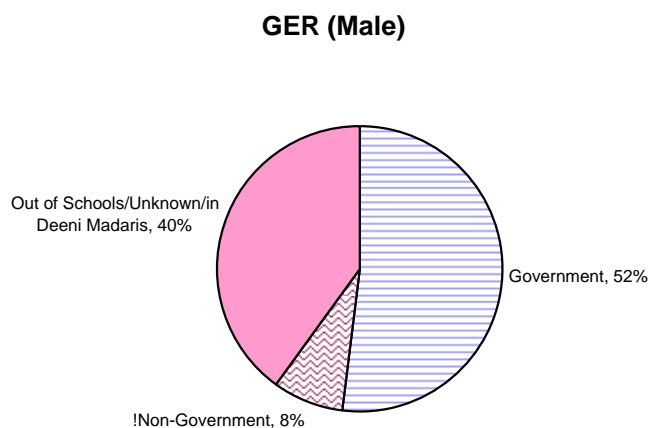


\* Only Full Time Enrolled Students Projected @2%

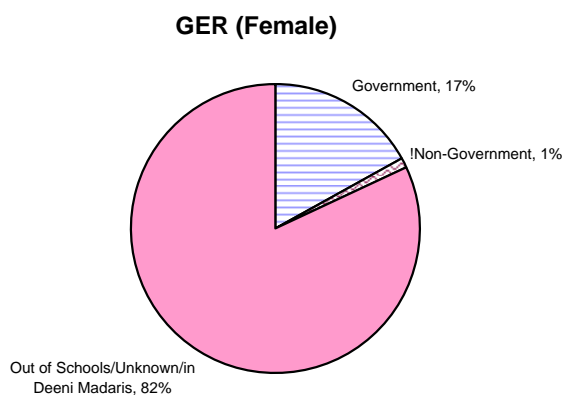
! Private Schools Enrolment Projected @ 3%

## Gross Enrolment Ratio in Secondary Level Institutions (Govt., and Non-Govt. Schools)

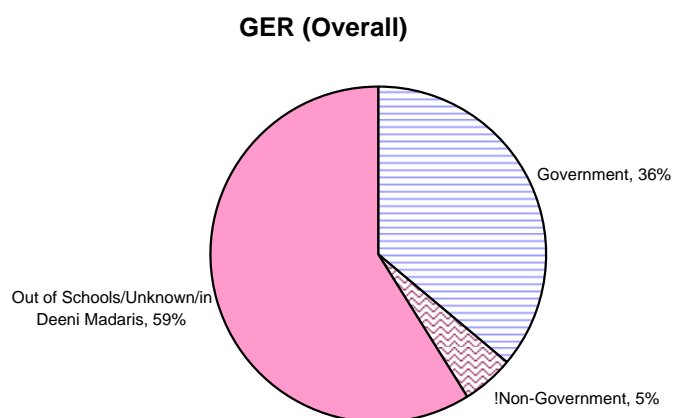
Secondary Level Institutions	GER (Male)
Government	52%
!Non-Government	8%
Out of Schools/Unknown/in Deeni Madaris	40%
Overall GER	60%



Secondary Level Institutions	GER (Female)
Government	17%
!Non-Government	1%
Out of Schools/Unknown/in Deeni Madaris	82%
Overall GER	18%



Secondary Level Institutions	GER (Overall)
Government	36%
!Non-Government	5%
Out of Schools/Unknown/in Deeni Madaris	59%
Overall GER	41%

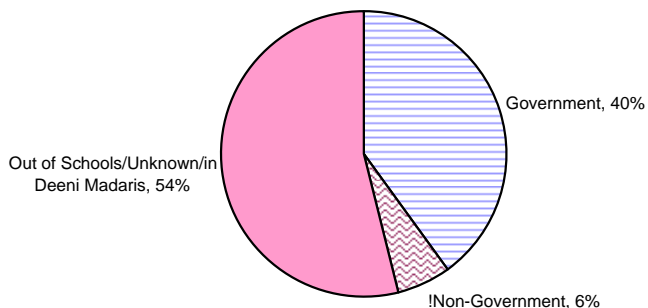


! Private Schools Enrolment Projected @ 3%

## Net Enrolment Ratio in Secondary Level Institutions (Govt., and Non-Govt. Schools)

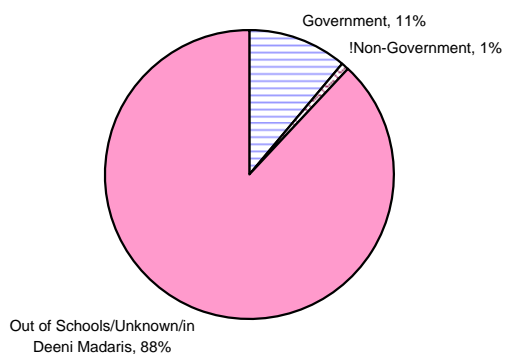
Secondary Level Institutions	NER (Male)
Government	40%
!Non-Government	6%
Out of Schools/Unknown/in Deeni Madaris	54%
Overall NER	46%

**NER (Male)**



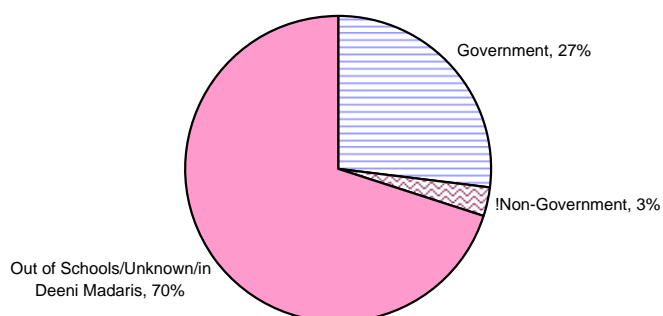
Secondary Level Institutions	NER (Female)
Government	11%
!Non-Government	1%
Out of Schools/Unknown/in Deeni Madaris	88%
Overall NER	12%

**NER (Female)**



Secondary Level Institutions	NER (Overall)
Government	27%
!Non-Government	3%
Out of Schools/Unknown/in Deeni Madaris	70%
Overall NER	30%

**NER (Overall)**



! Private Schools Enrolment Projected @ 3%

# Student Flow Analysis in Govt Schools

**District: LAKKI**

Year	BOYS										
	Kachi	Pakki	Class-2	Class-3	Class-4	Class-5	Class-6	Class-7	Class-8	Class-9	Class-10
2006-07 Enrolment	12024	8468	7633	6514	6008	6020	5341	5097	4943	3947	3346
2007-08 Enrolment	11809	10527	8004	7377	6354	6099	5456	5102	4893	4611	3437
2007-08 Repeaters	752	264	164	162	171	408	271	195	203	103	0
ANALYSIS											
Promotion Rate (p)	85.35%	92.58%	94.52%	89.61%	89.57%	86.13%	91.87%	92.01%	91.20%	87.08%	
Repetition Rate (r)	6.25%	3.12%	2.15%	2.49%	2.69%	6.78%	5.07%	3.83%	4.11%	2.61%	
Drop-out Rate (d)	8.39%	4.30%	3.33%	7.91%	7.74%	7.09%	3.05%	4.16%	4.69%	10.31%	

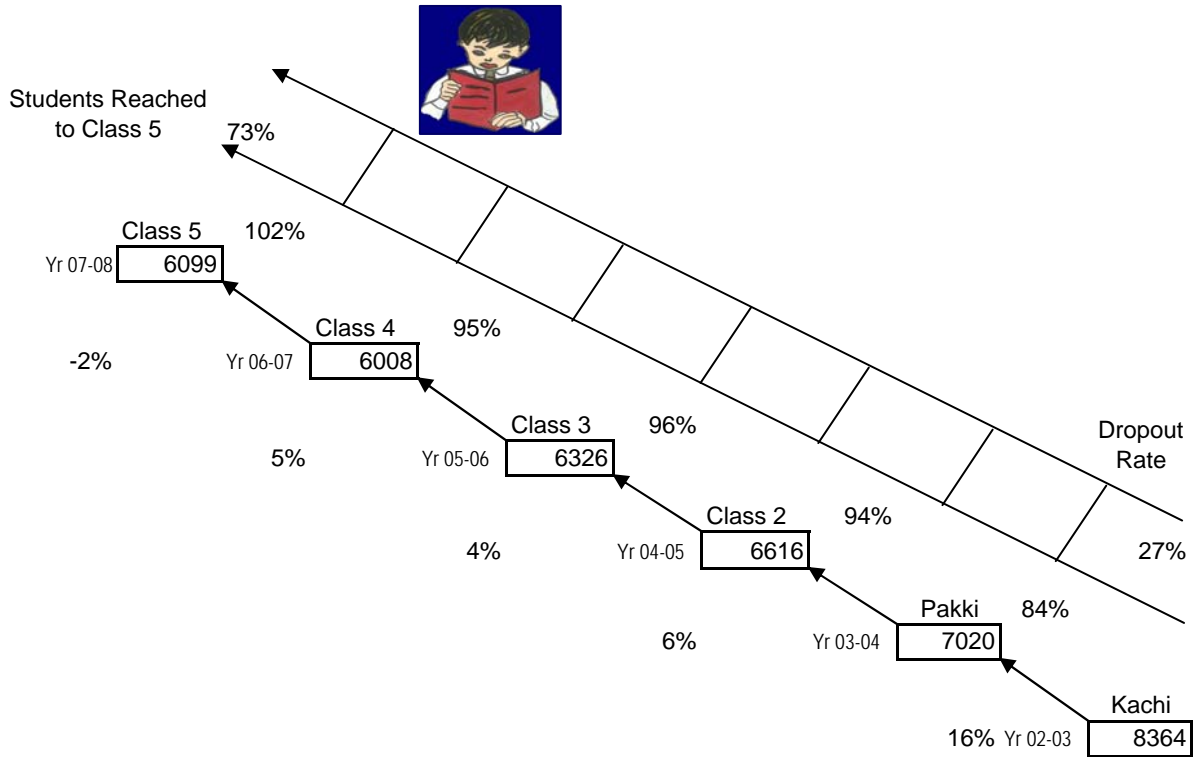
Year	GIRLS										
	Kachi	Pakki	Class-2	Class-3	Class-4	Class-5	Class-6	Class-7	Class-8	Class-9	Class-10
2006-07 Enrolment	9035	4728	3730	2819	2413	1927	1537	1426	1265	960	757
2007-08 Enrolment	11112	6089	4136	3286	2451	2175	1544	1526	1362	1174	889
2007-08 Repeaters	927	195	91	67	49	92	31	20	1	3	0
ANALYSIS											
Promotion Rate (p)	65.24%	85.55%	86.30%	83.86%	84.99%	78.52%	97.98%	95.44%	92.57%	92.60%	
Repetition Rate (r)	10.26%	4.12%	2.44%	2.38%	2.00%	4.77%	2.02%	1.40%	0.08%	0.31%	
Drop-out Rate (d)	24.50%	10.32%	11.26%	13.76%	13.02%	16.71%	0.00%	3.16%	7.35%	7.08%	

Year	BOYS + GIRLS										
	Kachi	Pakki	Class-2	Class-3	Class-4	Class-5	Class-6	Class-7	Class-8	Class-9	Class-10
2006-07 Enrolment	21059	13196	11363	9333	8421	7947	6878	6523	6208	4907	4103
2007-08 Enrolment	22921	16616	12140	10663	8805	8274	7000	6628	6255	5785	4326
2007-08 Repeaters	1679	459	255	229	220	500	302	215	204	106	0
ANALYSIS											
Promotion Rate (p)	76.72%	90.07%	91.82%	87.87%	88.29%	84.28%	93.24%	92.76%	91.48%	88.16%	
Repetition Rate (r)	7.97%	3.48%	2.24%	2.45%	2.50%	6.29%	4.39%	3.30%	3.29%	2.16%	
Drop-out Rate (d)	15.30%	6.46%	5.93%	9.68%	9.21%	9.42%	2.37%	3.94%	5.24%	9.68%	

**District: Lakki**

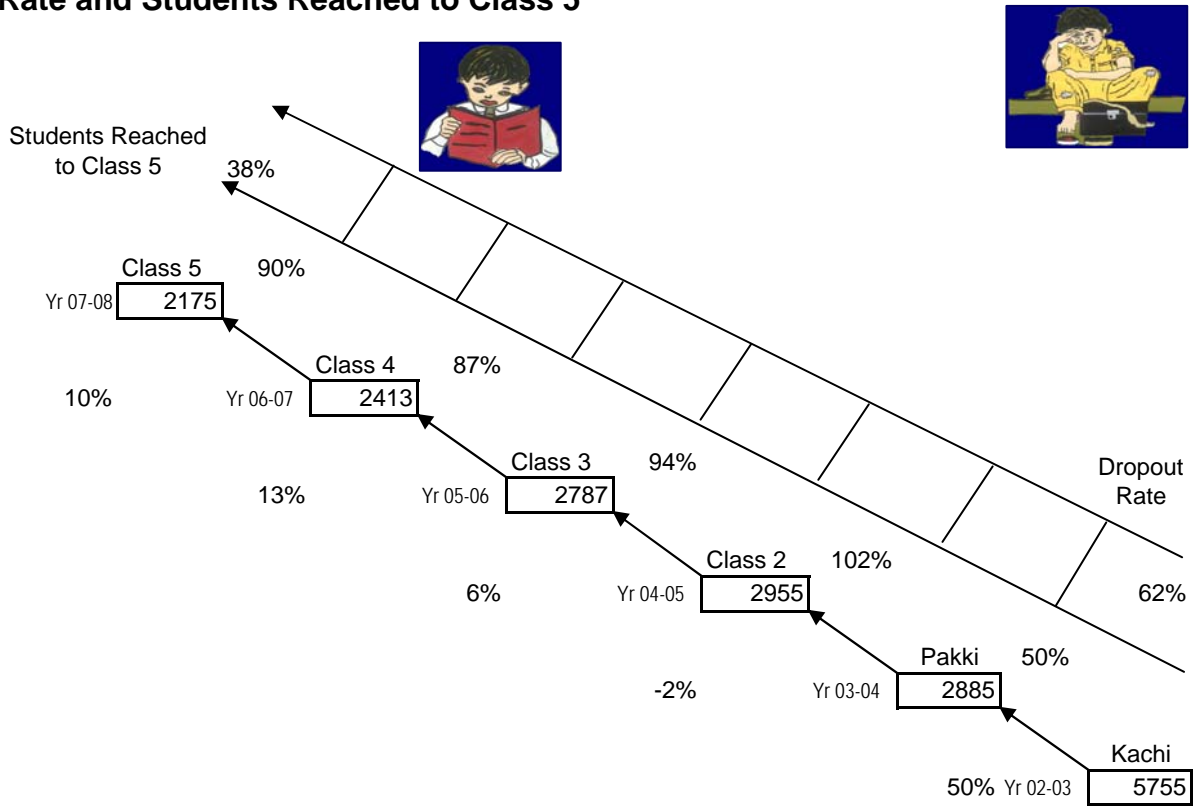
**Dropout Rate and Students Reached to Class 5**

**Boys**



**Dropout Rate and Students Reached to Class 5**

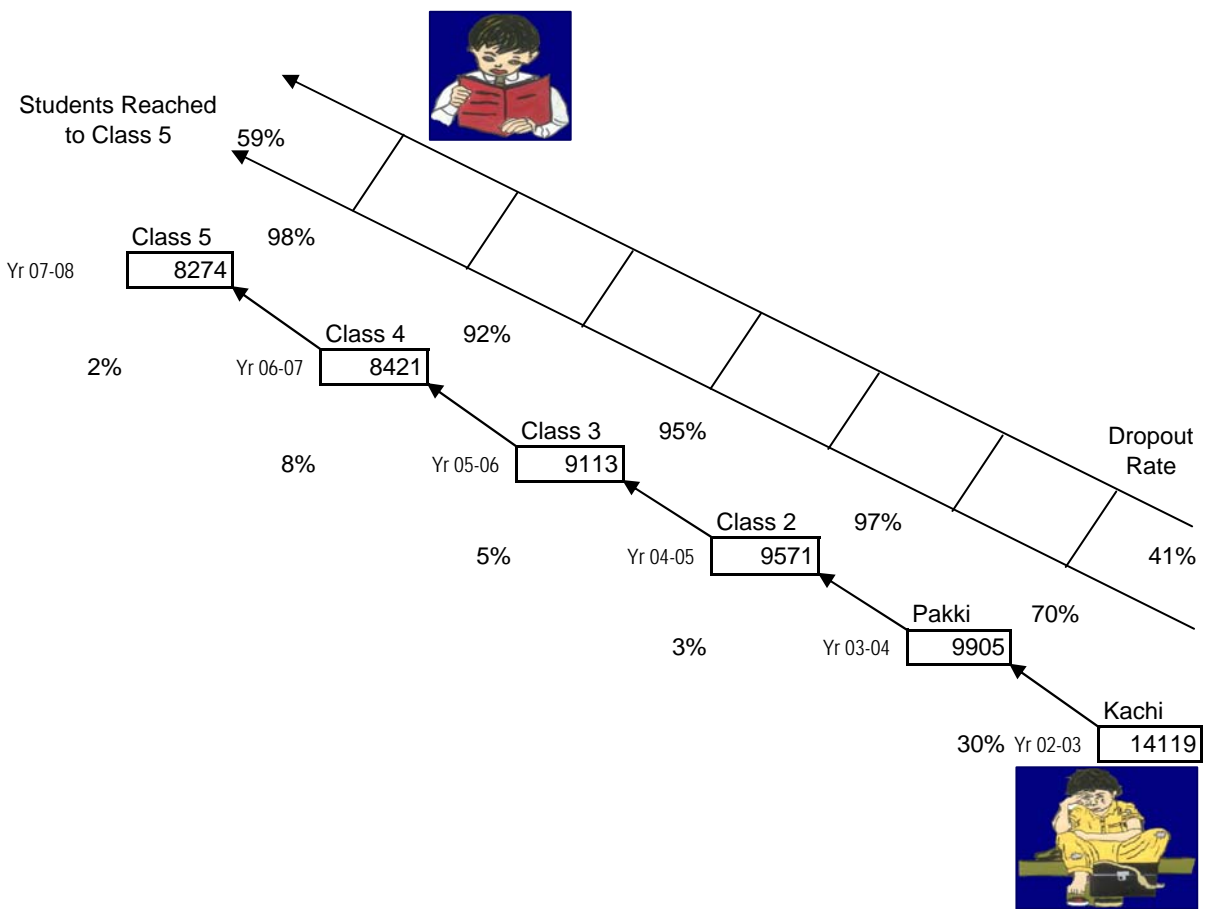
**Girls**



**District: Lakki**

**Dropout Rate and Students Reached to Class 5**

**Boys+  
Girls**



## Transition, Drop-Out and Retention Rates in Govt. Schools

### Kachi to Class 5 (Cycle of Six Years)

District	Years	Transition Rate			Drop-Out Rates			Retention Rates		
		Boys	Girls	Total	Boys	Girls	Total	Boys	Girls	Total
Lakki	2005-06	82%	77%	<b>81%</b>	26%	65%	<b>41%</b>	74%	35%	<b>59%</b>
	2006-07	80%	79%	<b>80%</b>	22%	61%	<b>37%</b>	78%	39%	<b>63%</b>
	2007-08	86%	79%	<b>84%</b>	27%	62%	<b>41%</b>	73%	38%	<b>59%</b>

Drop-Out Rate  
 $DR = \frac{B - NC}{B} \times 100$

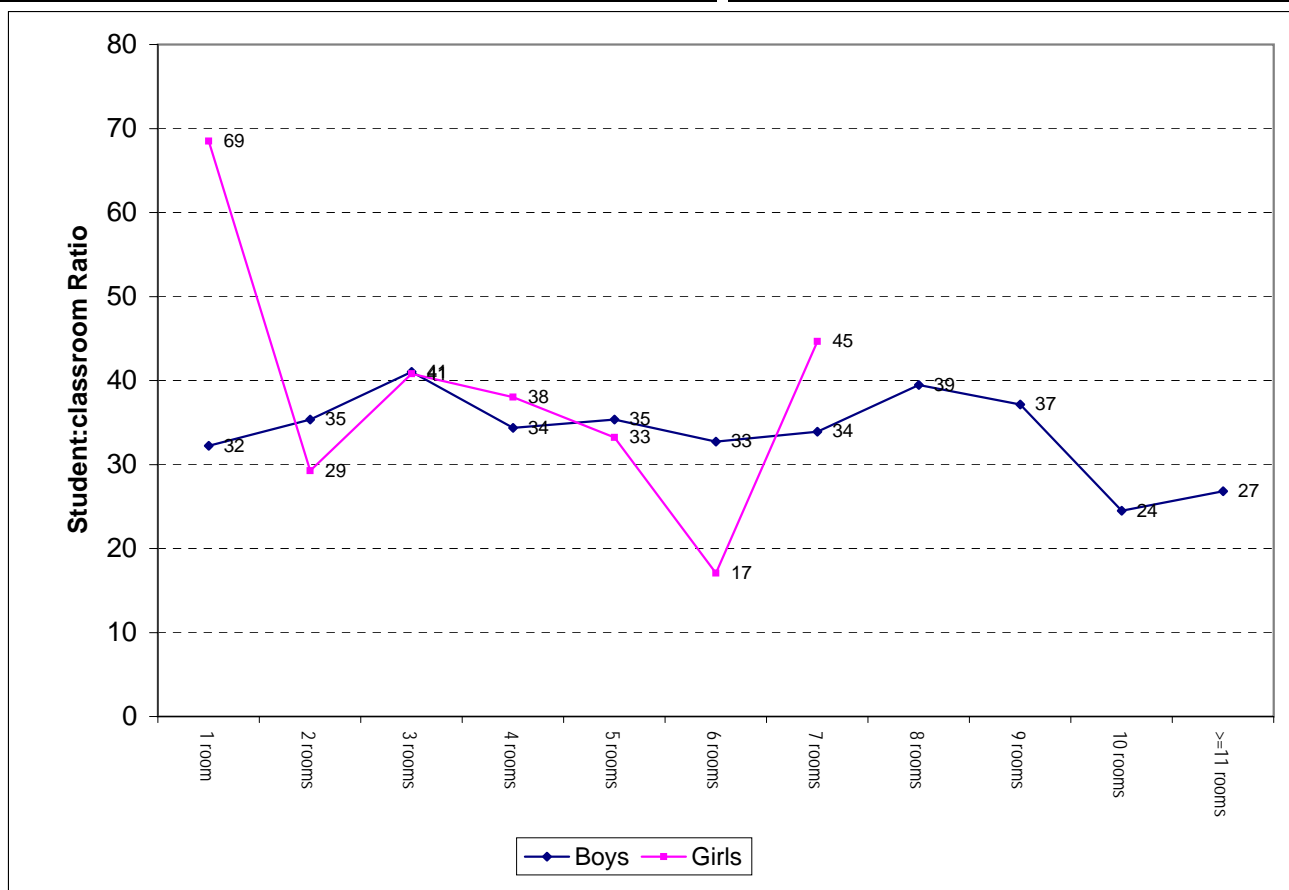
RetentionRate  
 $RR = \frac{NC}{B} \times 100$

B: Enrol. in the base year (yt) Kachi  
 NC: Enrol. in the year (yt+5) in the Class 5th

Transition Rate  
 $TR = \frac{\text{Class-6 Enrol. in yrs 5/6} - \text{minus(Class-6 Repeaters in 5/6)}}{\text{Class-5 Enrol. in 4/5}}$

### Govt Primary Schools (including Mosque and Maktab Schools) by Classroom:Enrolment Ratio

Class Rooms	Boy Schools				Girls Schools			
	No of Schools	Enrolment	No of classrooms	Class:Student Ratio	No of Schools	Enrolment	No of classrooms	Class:Student Ratio
1 room	50	1612	50	32	2	137	2	69
2 rooms	313	22134	626	35	208	12172	416	29
3 rooms	98	12067	294	41	42	5142	126	41
4 rooms	44	6046	176	34	10	1521	40	38
5 rooms	26	4598	130	35	9	1494	45	33
6 rooms	17	3337	102	33	4	410	24	17
7 rooms	14	3324	98	34	2	625	14	45
8 rooms	4	1263	32	39				
9 rooms	3	1003	27	37				
10 rooms	6	1469	60	24				
>=11 rooms	3	939	35	27				
<b>TOTAL</b>	<b>578</b>	<b>57792</b>	<b>1630</b>	<b>35</b>	<b>277</b>	<b>21501</b>	<b>667</b>	<b>32</b>



## No. of Teaching Staff by Designation in Middle, High and H/Secondary Schools

DISTRICT: LAKKI

### Boy Schools

Designation	Sanctioned Posts	Working Regular	Working Contract	Total Working
AT	115	109		109
CT A.Tech	3	3		3
CT Agri	15	15		15
CT Gen	325	310		310
CT Indust	14	14		14
CT Tech	16	15		15
DM	116	115		115
DPE	9	8		8
HeadMaster B-17	42	35		35
IT-B-16	2		2	2
Others	3	1	2	3
PET	105	103	1	104
Principal B-18	10	9		9
Principal B-19	1	1		1
Qari	58	55		55
SET Agri	3	3		3
SET Gen	184	177	1	178
SET Sci	54	44	2	46
SET Tech	3	3		3
Sr. IT B-17	1		1	1
SS B-17	82	60	6	66
TT	112	110		110
<b>Total</b>	<b>1273</b>	<b>1190</b>	<b>15</b>	<b>1205</b>

### Girl Schools

Designation	Sanctioned Posts	Working Regular	Working Contract	Total Working
AT	54	49		49
CT Gen	129	125		125
DM	49	25		25
DPE	1	1		1
HeadMaster B-17	13	7		7
IT-B-16	1		1	1
PET	30	25		25
Principal B-18	2	1		1
Qari	12	9		9
SET Gen	68	36	12	48
SET Sci	15	7	2	9
SS B-17	10	4		4
TT	54	49		49
<b>Total</b>	<b>438</b>	<b>338</b>	<b>15</b>	<b>353</b>