



## **FOREWORD**

Education Management Information System (EMIS) cell of Elementary & Secondary Education Department, Government of NWFP is maintaining and updating education database yearly in order to fulfill the information requirements of policy formulation, decision-making, interventions and resource allocation and of other national and international organizations. The EMIS Cell is responsible for conducting census of all Govt. schools including Primary, Middle, High and Higher Secondary Schools, Private Schools in the Province. It generates and publishes Provincial Statistical Report every year. Till date, EMIS has generated and published 17 Provincial Annual School Census (ASC) Statistical Reports but this is the first time that EMIS has generated and is publishing comprehensive District Statistical Report containing analysis. This report of EMIS will help the decision-makers to use data for planning, management, monitoring and evaluation of the education system at various administrative levels especially at individual district levels. It provides important data to share with state and national decision makers to increase public awareness and advance public policy and support for education. The data will provide base to develop vital education indicators, which will help the decision makers for necessary interventions in the education system.

The report covers the following aspects of Government Schools in the Province:

- Number of Schools, Enrollment and Teachers by gender and level
- Gross and Net Enrollment Ratios by gender and level
- Dropout, Transition and Retention Rates
- Students Flow Analysis
- Major/Minor repair required in the Government Schools

EMIS analyzes data and generates reports according to the need of data users. In addition, demand based reports can be produced. All data users are encouraged & welcome to contact Provincial EMIS for any query or detailed information. Suggestions for further improvement of this publication will contribute a lot to strengthen EMIS in future, which results in the development of education sector based on quality segregated and updated database and multidimensional reports.



SECRETARY TO GOVT OF NWFP  
ELEMENTARY & SECONDARY EDUCATION  
DEPARTMENT

# Table of Contents

Contents	Page No
Executive Summary .....	1
Number of Functional Govt. Schools, Enrolment and Working Teachers .....	2
Enrolment by Class in Govt. Schools .....	2
Govt. Schools Lacking Basic Facilities .....	2
Classrooms Required Repair Work .....	2
Three Years Comparison (Institution, Enrolment and Teachers).....	3
Education Statistics (Graphs) .....	4
Gross Enrolment Ratio (GER) in Primary Level Institutions (Govt, Non-Govt Schools and Deeni Madaris) Pie Charts.....	5
Net Enrolment Ratio (NER) in Primary Level Institutions (Govt, Non-Govt Schools and Deeni Madaris) Pie Charts.....	6
Gross Enrolment Ratios (GER) in Govt., Non-Govt.(Middle, High and H/Sec) Schools .....	7
Net Enrolment Ratios (NER) in Govt., Non-Govt.(Middle, High and H/Sec) Schools .....	8
Students Flow Analysis in Govt. Schools of NWFP .....	9
Dropout Rate and Students Reached to Class 5 (Boys).....	10
Dropout Rate and Students Reached to Class 5 (Girls).....	10
Dropout Rate and Students Reached to Class 5 (Boys+Girls) .....	11
Transition Rate, Dropout and Retention Rates in Govt. Schools .....	12
Govt. Primary Schools (including Mosque and Maktab Schools) by Classroom:Enrolment Ratio....	13
No of Teaching Staff by Designation in Middle, High & H/Secondary Schools .....	14
Map showing Govt Boys Primary Schools by Enrolment .....	15
Map showing Govt Girls Primary Schools by Enrolment.....	16

## **EXECUTIVE SUMMARY**

- There are 544 functional Govt. Primary Schools in Malakand, out of which 333 are Boys Schools and 211 are Girls Schools. While at Secondary (Middle, High and H/Secondary) level total functional Schools are 125 including 74 male and 51 female Schools.
- Total Enrolment at Primary level is 78,805 out of which 41,761 are Boys and 37,044 are Girls students. While at secondary level the overall enrolment is 33,739 out of which 21,380 are male and 12,359 are female students.
- The average Students in Government Primary School are 145 students while at secondary level the figure is 270.
- The number of total Working Teachers in Govt. Primary Schools is 1,939 out of which Male teachers are 1,182 and Female teachers are 757. At secondary level overall number of teachers is 1,404 out of which 951 are male and 453 are female teachers.
- The Average Teacher: Student Ratio in Government Primary Schools level is 1:41 and Secondary Schools level is 1:24.
- The Gross Enrolment Ratio in Govt. Primary schools of Malakand is 72%.
- The Gross Enrolment Ratio in Non-Govt. Primary schools of Malakand is 15% (projected).
- The Overall Gross Enrolment Ratio (Govt. Schools, Non-Govt. Schools & Deeni Madaris) of District Malakand is 89%, depicting that about 11% children of Primary level school going age are either out of school/unknown.
- The Gross Enrolment Ratio in Govt. Secondary schools of Malakand is 37%.
- The Gross Enrolment Ratio in Non-Govt. Secondary Schools of Malakand is 7% (projected).
- The Overall Gross Enrolment Ratio (Govt. and Non-Govt. Secondary Level Schools) of District Malakand is 44%, depicting that about 56% children of Secondary level school going age are either out of school/in Deeni Madaris/unknown.

# District Education Management Information System (Year 2007-08)

District: MALAKAND

## Number of Functional Govt. Schools, Enrolment and Working Teachers

Gender	Primary			Middle			High			Higher/Secondary		
	School	Enrol.	Working Teacher	School	Enrol.	Working Teacher	Schools	Enrol.	Working Teacher	Schools	Enrol.	Working Teacher
BOYS	333	48531	1182	31	3422	205	39	15124	638	4	3175	108
GIRLS	211	30274	757	34	3215	207	15	6679	196	2	2124	50
<b>TOTAL</b>	<b>544</b>	<b>78805</b>	<b>1939</b>	<b>65</b>	<b>6637</b>	<b>412</b>	<b>54</b>	<b>21803</b>	<b>834</b>	<b>6</b>	<b>5299</b>	<b>158</b>

## Enrolment by Class in Govt. schools:

Class	Kachi	Pakki	2nd	3rd	4th	5th	6th	7th	8th	9th	10th	11th	12th
Boys	8236	8330	7010	6443	5963	5779	5074	4584	4276	3748	3124	318	256
Girls	8095	7792	6710	5740	4582	4125	3093	2775	2584	1930	1620	229	128
<b>TOT</b>	<b>16331</b>	<b>16122</b>	<b>13720</b>	<b>12183</b>	<b>10545</b>	<b>9904</b>	<b>8167</b>	<b>7359</b>	<b>6860</b>	<b>5678</b>	<b>4744</b>	<b>547</b>	<b>384</b>

## Govt School Lacking following Basic Facilities (excluding Mosque Schools):

Level	No Water		No Electricity		No Latrine		No Boundary Wall	
	Boys Sch.	Girls Sch.	Boys Sch.	Girls Sch.	Boys Sch.	Girls Sch.	Boys Sch.	Girls Sch.
Primary	92	62	91	58	86	5	74	4
Middle	6	8	3	5	4	0	6	3
High	2	2	0	0	4	1	6	0
Higher/S	0	0	0	0	0	0	0	0
<b>TOTAL</b>	<b>100</b>	<b>72</b>	<b>94</b>	<b>63</b>	<b>94</b>	<b>6</b>	<b>86</b>	<b>7</b>

## Classrooms Required Repair work:

Level	TOTAL CLASSROOMS		Major Repair		Minor Repair	
	Rooms in Boy Schools	Rooms in Girl Schools	Rooms in Boy Schools	Rooms in Girl Schools	Rooms in Boy Schools	Rooms in Girl Schools
Primary	983	721	212	90	482	287
Middle	95	105	26	6	59	34
High	364	99	124	10	143	30
Higher/S	67	33	12	8	27	7
<b>TOTAL</b>	<b>1509</b>	<b>958</b>	<b>374</b>	<b>114</b>	<b>711</b>	<b>358</b>

## Three Years Comparison (Institutions, Enrolment and Teachers)

### Number of Institutions

Government Institutions	Year 2005-06			Year 2006-07			Year 2007-08		
	Male	Female	Total	Male	Female	Total	Male	Female	Total
Primary	336	206	542	332	209	541	333	211	544
Middle	29	37	66	30	36	66	31	34	65
High	37	11	48	39	12	51	39	15	54
Higher Secy.	4	1	5	4	2	6	4	2	6
<b>Total</b>	<b>406</b>	<b>255</b>	<b>661</b>	<b>405</b>	<b>259</b>	<b>664</b>	<b>407</b>	<b>262</b>	<b>669</b>

### Number of Students

Government Institutions	Year 2005-06			Year 2006-07			Year 2007-08		
	Male	Female	Total	Male	Female	Total	Male	Female	Total
Primary	44135	25637	69772	46892	28519	75411	48531	30274	78805
Middle	3678	3824	7502	3544	3739	7283	3422	3215	6637
High	14134	5615	19749	14707	6023	20730	15124	6679	21803
Higher Secy.	2674	1635	4309	3265	2023	5288	3175	2124	5299
<b>Total</b>	<b>64621</b>	<b>36711</b>	<b>101332</b>	<b>68408</b>	<b>40304</b>	<b>108712</b>	<b>70252</b>	<b>42292</b>	<b>112544</b>

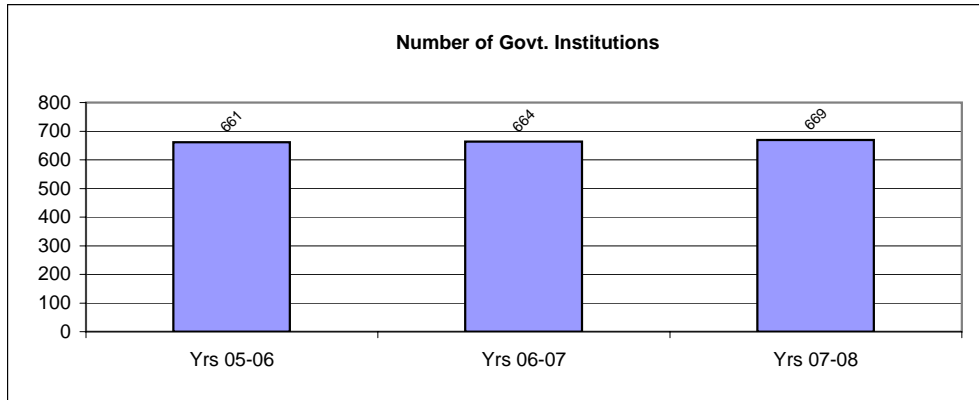
### Number of Teachers

Government Institutions	Year 2005-06			Year 2006-07			Year 2007-08		
	Male	Female	Total	Male	Female	Total	Male	Female	Total
Primary	1150	711	1861	1202	758	1960	1182	757	1939
Middle	203	241	444	203	231	434	205	207	412
High	622	155	777	649	167	816	638	196	834
Higher Secy.	120	25	145	107	36	143	108	50	158
<b>Total</b>	<b>2095</b>	<b>1132</b>	<b>3227</b>	<b>2161</b>	<b>1192</b>	<b>3353</b>	<b>2133</b>	<b>1210</b>	<b>3343</b>

# Education Statistics

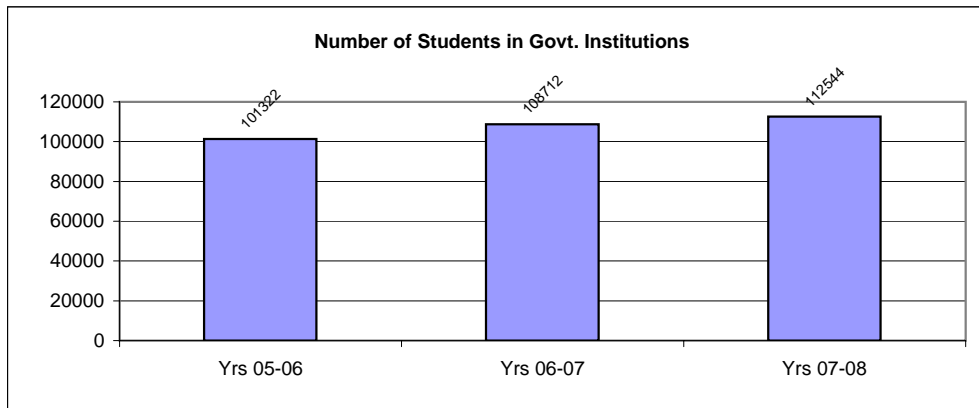
## Number of Institutions

All Level Govt. Institutions	Yrs 05-06	Yrs 06-07	Yrs 07-08
<b>Total</b>	<b>661</b>	<b>664</b>	<b>669</b>



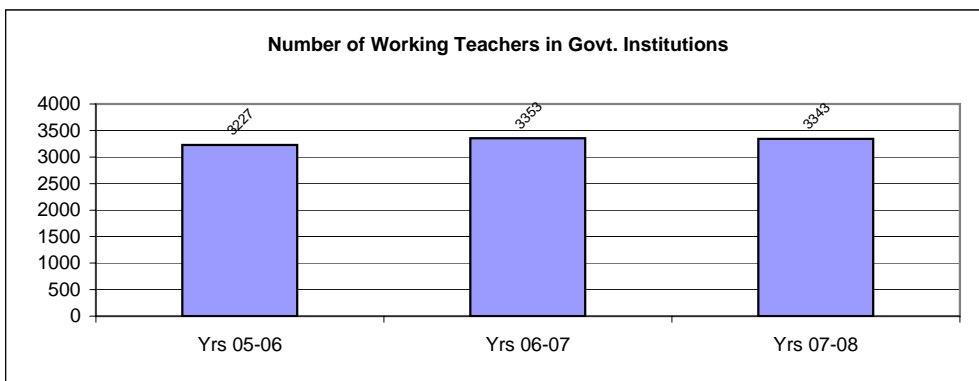
## Number of Students

All Level Govt. Institutions	Yrs 05-06	Yrs 06-07	Yrs 07-08
<b>Total</b>	<b>101322</b>	<b>108712</b>	<b>112544</b>



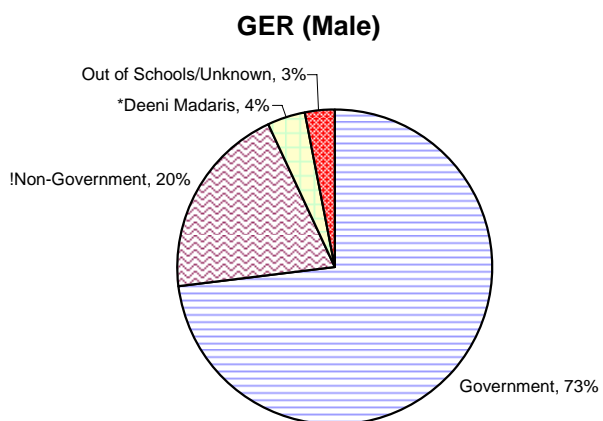
## Number of Teachers

All Level Govt. Institutions	Yrs 05-06	Yrs 06-07	Yrs 07-08
<b>Total</b>	<b>3227</b>	<b>3353</b>	<b>3343</b>

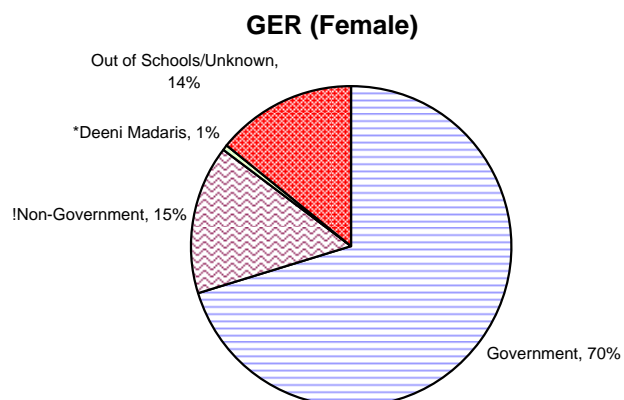


## GER in Primary Level Institutions (Govt., Non-Govt. Schools and Deeni Madaris)

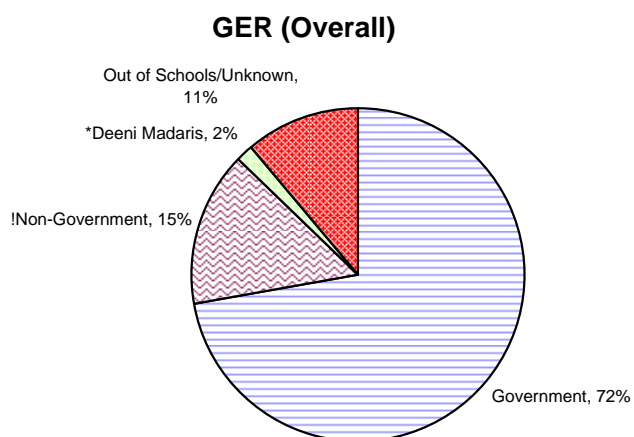
Primary Level Institutions	GER (Male)
Government	73%
!Non-Government	20%
*Deeni Madaris	4%
Out of Schools/Unknown	3%
Overall GER	97%



Primary Level Institutions	GER (Female)
Government	70%
!Non-Government	15%
*Deeni Madaris	1%
Out of Schools/Unknown	14%
Overall GER	86%



Primary Level Institutions	GER (Overall)
Government	72%
!Non-Government	15%
*Deeni Madaris	2%
Out of Schools/Unknown	11%
Overall GER	89%

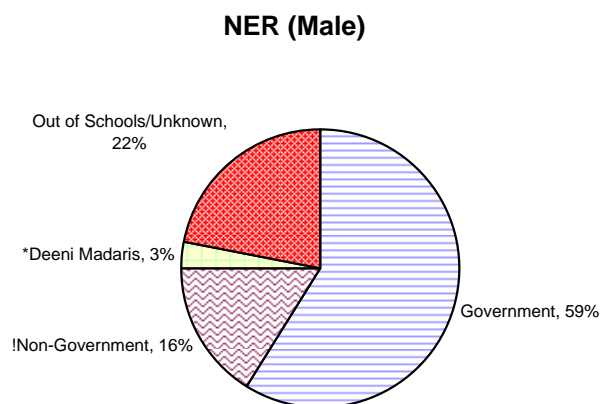


\* Only Full Time Enrolled Students Projected @2%

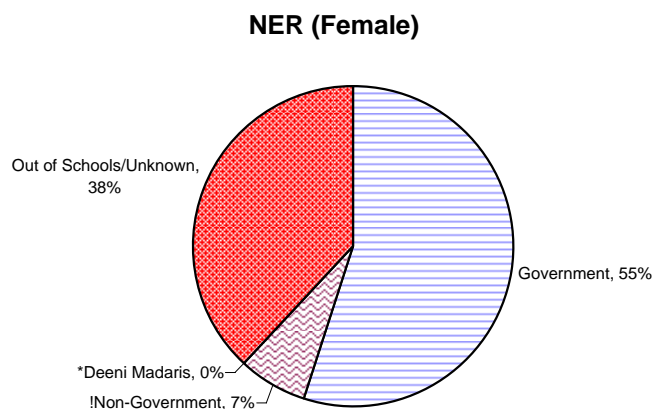
! Private Schools Enrolment Projected @ 3%

## NER in Primary Level Institutions (Govt., Non-Govt. Schools and Deeni Madaris)

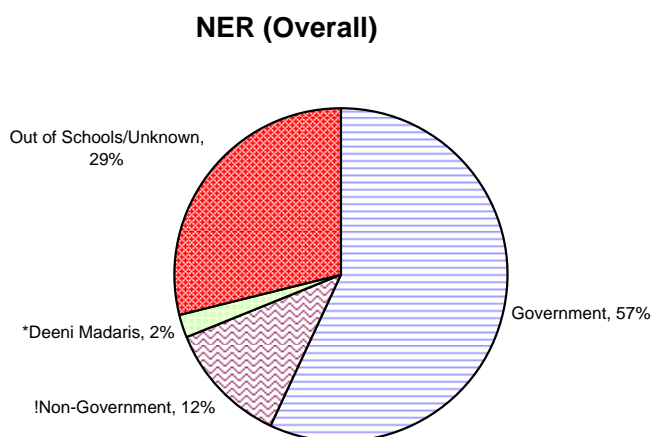
Primary Level Institutions	NER (Male)
Government	59%
!Non-Government	16%
*Deeni Madaris	3%
Out of Schools/Unknown	22%
Overall NER	78%



Primary Level Institutions	NER (Female)
Government	55%
!Non-Government	7%
*Deeni Madaris	0%
Out of Schools/Unknown	38%
Overall NER	62%



Primary Level Institutions	NER (Overall)
Government	57%
!Non-Government	12%
*Deeni Madaris	2%
Out of Schools/Unknown	29%
Overall NER	71%



\* Only Full Time Enrolled Students Projected @2%

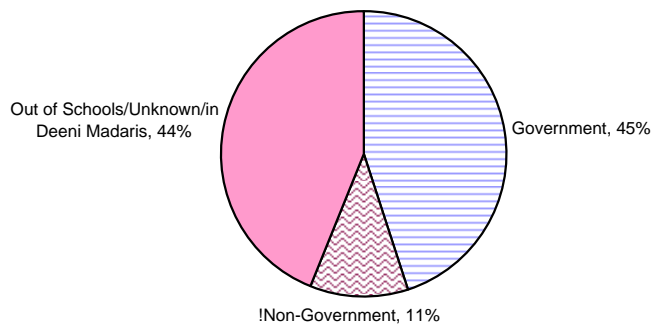
! Private Schools Enrolment Projected @ 3%

\* Refers to a very small number.

## Gross Enrolment Ratio in Secondary Level Institutions (Govt., and Non-Govt. Schools)

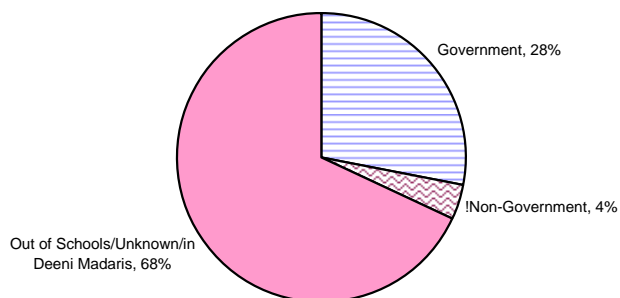
Secondary Level Institutions	GER (Male)
Government	45%
!Non-Government	11%
Out of Schools/Unknown/in Deeni Madaris	44%
Overall GER	56%

**GER (Male)**



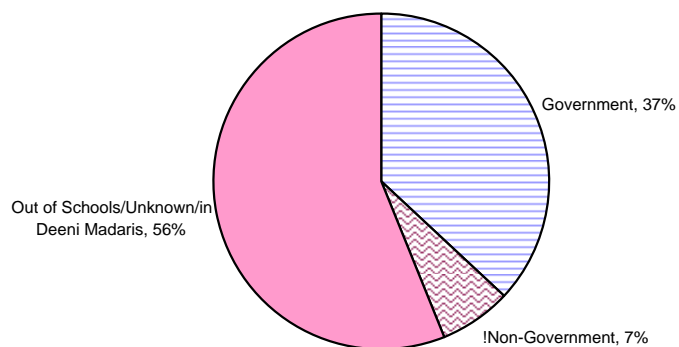
Secondary Level Institutions	GER (Female)
Government	28%
!Non-Government	4%
Out of Schools/Unknown/in Deeni Madaris	68%
Overall GER	32%

**GER (Female)**



Secondary Level Institutions	GER (Overall)
Government	37%
!Non-Government	7%
Out of Schools/Unknown/in Deeni Madaris	56%
Overall GER	44%

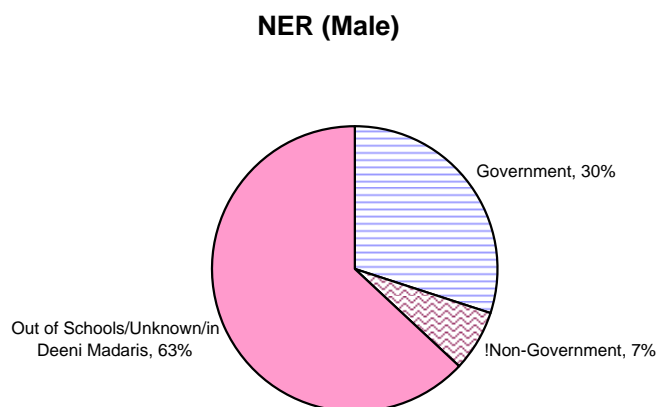
**GER (Overall)**



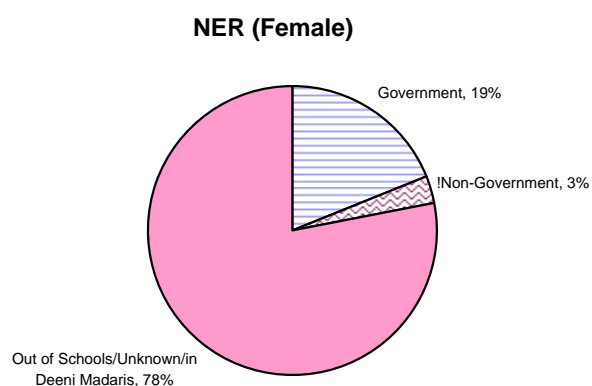
! Private Schools Enrolment Projected @ 3%

## Net Enrolment Ratio in Secondary Level Institutions (Govt., and Non-Govt. Schools)

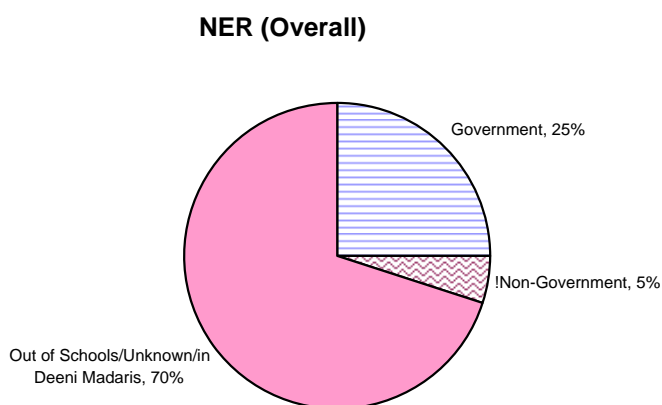
Secondary Level Institutions	NER (Male)
Government	30%
!Non-Government	7%
Out of Schools/Unknown/in Deeni Madaris	63%
Overall NER	37%



Secondary Level Institutions	NER (Female)
Government	19%
!Non-Government	3%
Out of Schools/Unknown/in Deeni Madaris	78%
Overall NER	22%



Secondary Level Institutions	NER (Overall)
Government	25%
!Non-Government	5%
Out of Schools/Unknown/in Deeni Madaris	70%
Overall NER	30%



! Private Schools Enrolment Projected @ 3%

# Student Flow Analysis in Govt Schools

**District: MALAKAND**

Year	BOYS										
	Kachi	Pakki	Class-2	Class-3	Class-4	Class-5	Class-6	Class-7	Class-8	Class-9	Class-10
2006-07 Enrolment	8620	7370	6596	6105	5554	5743	5221	4667	4089	3538	2709
2007-08 Enrolment	8236	8330	7010	6443	5963	5779	5074	4584	4276	3748	3124
2007-08 Repeaters	781	611	534	509	496	816	491	302	237	137	0
ANALYSIS											
Promotion Rate (p)	89.55%	87.87%	89.96%	82.85%	83.23%	79.80%	82.01%	86.54%	88.31%	88.30%	
Repetition Rate (r)	9.06%	8.29%	8.10%	8.34%	8.32%	14.21%	9.40%	6.47%	5.80%	3.87%	
Drop-out Rate (d)	1.39%	3.84%	1.94%	8.81%	8.45%	5.99%	8.58%	6.99%	5.89%	7.83%	

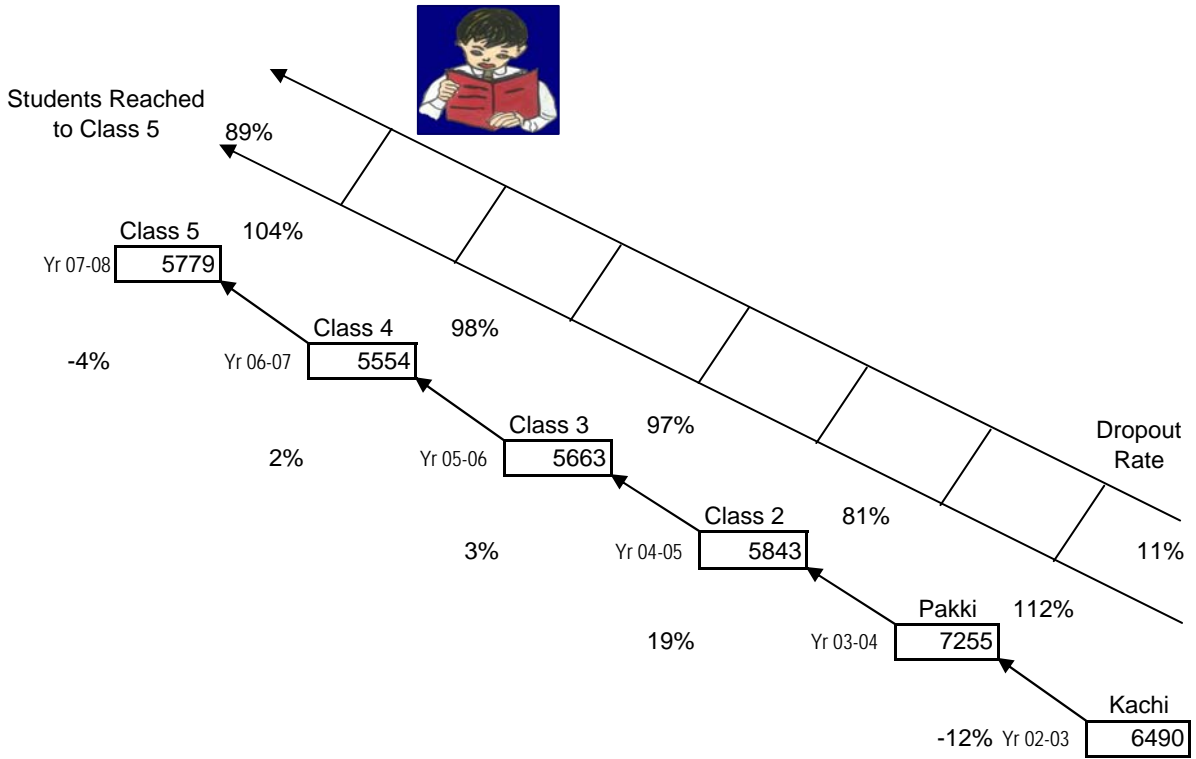
Year	GIRLS										
	Kachi	Pakki	Class-2	Class-3	Class-4	Class-5	Class-6	Class-7	Class-8	Class-9	Class-10
2006-07 Enrolment	8902	7205	6041	5083	4241	3951	3339	2905	2413	1881	1344
2007-08 Enrolment	8095	7792	6710	5740	4582	4125	3093	2775	2584	1930	1620
2007-08 Repeaters	609	451	452	389	318	416	226	127	106	16	0
ANALYSIS											
Promotion Rate (p)	82.46%	86.86%	88.58%	77.18%	80.95%	72.56%	79.31%	85.30%	79.32%	86.12%	
Repetition Rate (r)	6.84%	6.26%	7.48%	7.65%	6.94%	10.53%	6.77%	4.37%	4.39%	0.85%	
Drop-out Rate (d)	10.69%	6.88%	3.94%	15.17%	12.11%	16.91%	13.93%	10.33%	16.29%	13.02%	

Year	BOYS + GIRLS										
	Kachi	Pakki	Class-2	Class-3	Class-4	Class-5	Class-6	Class-7	Class-8	Class-9	Class-10
2006-07 Enrolment	17522	14575	12637	11188	9795	9694	8560	7572	6502	5419	4053
2007-08 Enrolment	16331	16122	13720	12183	10545	9904	8167	7359	6860	5678	4744
2007-08 Repeaters	1390	1062	986	898	814	1232	717	429	343	153	0
ANALYSIS											
Promotion Rate (p)	85.95%	87.37%	89.30%	80.27%	82.24%	76.85%	80.96%	86.07%	84.97%	87.54%	
Repetition Rate (r)	7.93%	7.29%	7.80%	8.03%	7.72%	12.71%	8.38%	5.67%	5.28%	2.82%	
Drop-out Rate (d)	6.12%	5.34%	2.90%	11.70%	10.04%	10.44%	10.67%	8.27%	9.75%	9.63%	

**District: Malakand**

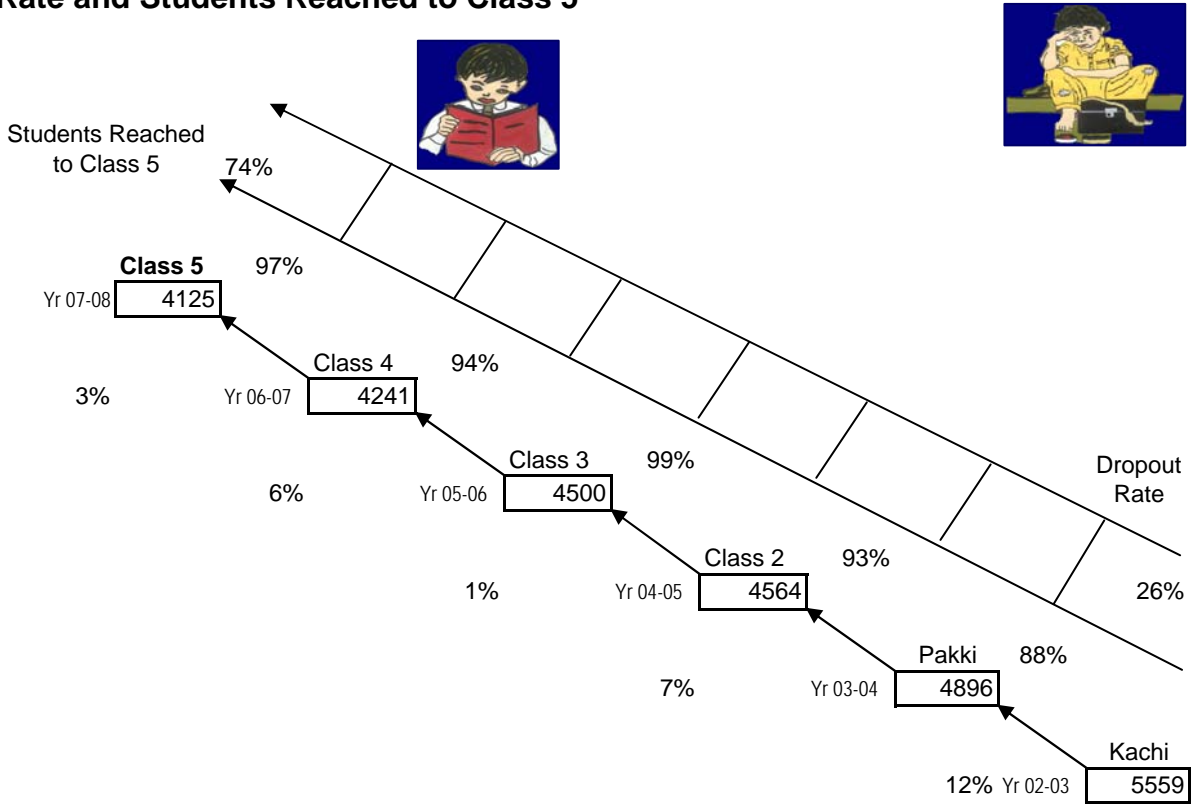
**Dropout Rate and Students Reached to Class 5**

**Boys**



**Dropout Rate and Students Reached to Class 5**

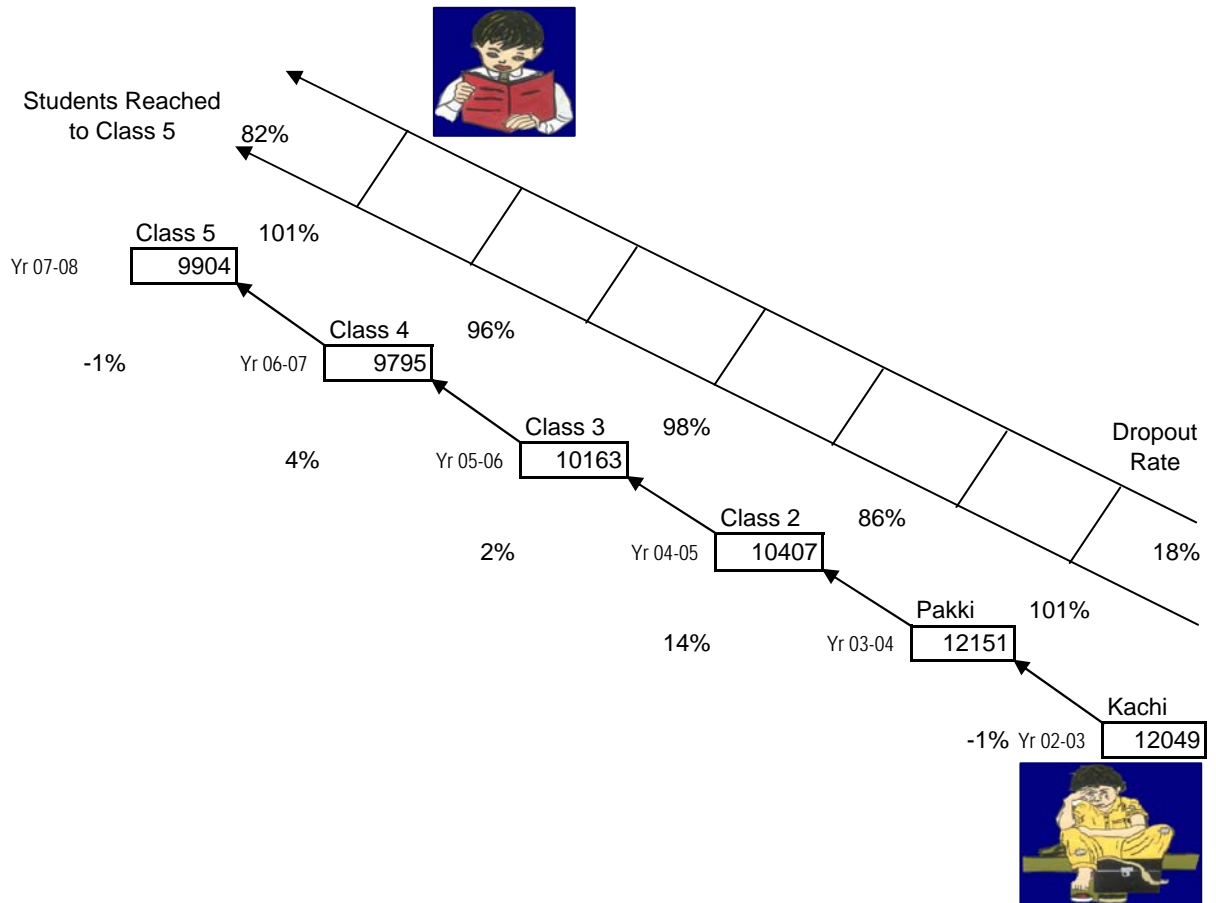
**Girls**



**District: Malakand**

**Dropout Rate and Students Reached to Class 5**

**Boys+  
Girls**



## Transition, Drop-Out and Retention Rates in Govt. Schools

### Kachi to Class 5 (Cycle of Six Years)

District	Years	Transition Rate			Drop-Out Rates			Retention Rates		
		Boys	Girls	Total	Boys	Girls	Total	Boys	Girls	Total
Malakand	2005-06	73%	71%	<b>72%</b>	14%	30%	<b>22%</b>	86%	70%	<b>78%</b>
	2006-07	77%	74%	<b>75%</b>	6%	23%	<b>14%</b>	94%	77%	<b>86%</b>
	2007-08	80%	73%	<b>77%</b>	11%	26%	<b>18%</b>	89%	74%	<b>82%</b>

Drop-Out Rate  
 $DR = \frac{B - NC}{B} \times 100$

RetentionRate  
 $RR = \frac{NC}{B} \times 100$

B: Enrol. in the base year (yt) Kachi  
 NC: Enrol. in the year (yt+5) in the Class 5th

Transition Rate  
 $TR = \frac{\text{Class-6 Enrol. in yrs 5/6} - \text{minus(Class-6 Repeaters in 5/6)}}{\text{Class-5 Enrol. in 4/5}}$

### Govt Primary Schools (including Mosque and Maktab Schools) by Classroom:Enrolment Ratio

Class Rooms	Boy Schools				Girls Schools			
	No of Schools	Enrolment	No of classrooms	Class:Student Ratio	No of Schools	Enrolment	No of classrooms	Class:Student Ratio
1 room	4	287	4	72	0	0	0	
2 rooms	153	15213	306	50	109	8484	218	39
3 rooms	53	9393	159	59	33	5516	99	56
4 rooms	28	5210	112	47	25	3863	100	39
5 rooms	20	5428	100	54	22	4559	110	41
6 rooms	19	5368	114	47	9	2487	54	46
7 rooms	4	1022	28	37	1	370	7	53
8 rooms	10	2803	80	35	3	1174	24	49
9 rooms	3	841	27	31	3	1169	27	43
>=10 rooms	5	1488	53	28	6	2652	82	32
<b>TOTAL</b>	<b>299</b>	<b>47053</b>	<b>983</b>	<b>48</b>	<b>211</b>	<b>30274</b>	<b>721</b>	<b>42</b>



## No. of Teaching Staff by Designation in Middle, High and H/Secondary Schools

DISTRICT: MALAKAND

### Boy Schools

Designation	Sanctioned Posts	Working Regular	Working Contract	Total Working
AT	77	70	5	75
CT A.Tech	4	4		4
CT Agri	5	4		4
CT Gen	352	312	11	323
CT Indust	3	3		3
CT Tech	3	3		3
DM	83	83		83
DPE	4	3		3
HeadMaster B-17	35	29	0	29
IT-B-16	2		2	2
Others	4	3	1	4
PET	76	64	8	72
Principal B-18	6	4		4
Principal B-19	5	5		5
Qari	46	38	2	40
SET Agri	1	1		1
SET Comm	1	1		1
SET Gen	151	149	2	151
SET Sci	43	41	1	42
SET Tech	3	3		3
Sr. IT B-17	1			0
SS B-17	36	25		25
TT	80	74	0	74
Vice Prin B-18	1			0
<b>Total</b>	<b>1022</b>	<b>919</b>	<b>32</b>	<b>951</b>

### Girl Schools

Designation	Sanctioned Posts	Working Regular	Working Contract	Total Working
AT	51	49	1	50
CT Gen	161	123	16	139
CT H_Ecno	4	4		4
DM	52	50	1	51
DPE	2		2	2
HeadMaster B-17	11	7		7
Others	1	1		1
PET	38	32	1	33
Principal B-18	4	1		1
Qari	19	12	0	12
SET Gen	90	76	8	84
SET Sci	15	7	4	11
Sr. IT B-17	1			0
SS B-17	20	6	3	9
TT	51	47	1	48
Vice Prin B-18	1	1		1
<b>Total</b>	<b>521</b>	<b>416</b>	<b>37</b>	<b>453</b>