



## **FOREWORD**

Education Management Information System (EMIS) cell of Elementary & Secondary Education Department, Government of NWFP is maintaining and updating education database yearly in order to fulfill the information requirements of policy formulation, decision-making, interventions and resource allocation and of other national and international organizations. The EMIS Cell is responsible for conducting census of all Govt. schools including Primary, Middle, High and Higher Secondary Schools, Private Schools in the Province. It generates and publishes Provincial Statistical Report every year. Till date, EMIS has generated and published 17 Provincial Annual School Census (ASC) Statistical Reports but this is the first time that EMIS has generated and is publishing comprehensive District Statistical Report containing analysis. This report of EMIS will help the decision-makers to use data for planning, management, monitoring and evaluation of the education system at various administrative levels especially at individual district levels. It provides important data to share with state and national decision makers to increase public awareness and advance public policy and support for education. The data will provide base to develop vital education indicators, which will help the decision makers for necessary interventions in the education system.

The report covers the following aspects of Government Schools in the Province:

- Number of Schools, Enrollment and Teachers by gender and level
- Gross and Net Enrollment Ratios by gender and level
- Dropout, Transition and Retention Rates
- Students Flow Analysis
- Major/Minor repair required in the Government Schools

EMIS analyzes data and generates reports according to the need of data users. In addition, demand based reports can be produced. All data users are encouraged & welcome to contact Provincial EMIS for any query or detailed information. Suggestions for further improvement of this publication will contribute a lot to strengthen EMIS in future, which results in the development of education sector based on quality segregated and updated database and multidimensional reports.



SECRETARY TO GOVT OF NWFP  
ELEMENTARY & SECONDARY EDUCATION  
DEPARTMENT

# Table of Contents

| Contents   | Page No |
|--|---------|
| Executive Summary .....  | 1       |
| Number of Functional Govt. Schools, Enrolment and Working Teachers .....   | 2       |
| Enrolment by Class in Govt. Schools .....  | 2       |
| Govt. Schools Lacking Basic Facilities .....   | 2       |
| Classrooms Required Repair Work .....  | 2       |
| Three Years Comparison (Institution, Enrolment and Teachers).....  | 3       |
| Education Statistics (Graphs) .....  | 4       |
| Gross Enrolment Ratio (GER) in Primary Level Institutions (Govt, Non-Govt Schools and Deeni Madaris) Pie Charts..... | 5       |
| Net Enrolment Ratio (NER) in Primary Level Institutions (Govt, Non-Govt Schools and Deeni Madaris) Pie Charts.....   | 6       |
| Gross Enrolment Ratios (GER) in Govt., Non-Govt.(Middle, High and H/Sec) Schools .....                               | 7       |
| Net Enrolment Ratios (NER) in Govt., Non-Govt.(Middle, High and H/Sec) Schools .....                                 | 8       |
| Students Flow Analysis in Govt. Schools of NWFP .....  | 9       |
| Dropout Rate and Students Reached to Class 5 (Boys).....   | 10      |
| Dropout Rate and Students Reached to Class 5 (Girls).....  | 10      |
| Dropout Rate and Students Reached to Class 5 (Boys+Girls) .....  | 11      |
| Transition Rate, Dropout and Retention Rates in Govt. Schools .....  | 12      |
| Govt. Primary Schools (including Mosque and Maktab Schools) by Classroom:Enrolment Ratio....                         | 13      |
| No of Teaching Staff by Designation in Middle, High & H/Secondary Schools .....                                      | 14      |
| Map showing Govt Boys Primary Schools by Enrolment .....   | 15      |
| Map showing Govt Girls Primary Schools by Enrolment.....   | 16      |

## **EXECUTIVE SUMMARY**

- There are 1,308 functional Govt. Primary Schools in Mardan, out of which 766 are Boys Schools and 542 are Girls Schools. While at Secondary (Middle, High and H/Secondary) level total functional Schools are 307 including 171 male and 136 female Schools.
- Total Enrolment at Primary level is 2,32,272 out of which 1,27,980 are Boys and 1,04,292 are Girls students. While at secondary level the overall enrolment is 91,953 out of which 61,700 are male and 30,253 are female students.
- The average Students in Government Primary School are 178 students while at secondary level the figure is 300.
- The number of total Working Teachers in Govt. Primary Schools is 5,745 out of which Male teachers are 3,575 and Female teachers are 2,170. At secondary level overall number of teachers is 3,385 out of which 2,292 are male and 1,093 are female teachers.
- The Average Teacher: Student Ratio in Government Primary Schools level is 1:40 and Secondary Schools level is 1:27.
- The Gross Enrolment Ratio in Govt. Primary schools of Mardan is 70%.
- The Gross Enrolment Ratio in Non-Govt. Primary schools of Mardan is 15% (projected).
- The Overall Gross Enrolment Ratio (Govt. Schools, Non-Govt. Schools & Deeni Madaris) of District Mardan is 86%, depicting that about 14% children of Primary level school going age are either out of school/unknown.
- The Gross Enrolment Ratio in Govt. Secondary schools of Mardan is 32%.
- The Gross Enrolment Ratio in Non-Govt. Secondary Schools of Mardan is 5% (projected).
- The Overall Gross Enrolment Ratio (Govt. and Non-Govt. Secondary Level Schools) of District Mardan is 37%, depicting that about 63% children of Secondary level school going age are either out of school/in Deeni Madaris/unknown.

# District Education Management Information System (Year 2007-08)

District: MARDAN

## Number of Functional Govt. Schools, Enrolment and Working Teachers

| Gender       | Primary     |               |                 | Middle     |              |                 | High       |              |                 | Higher/Secondary |              |                 |
|--------------|-------------|---------------|-----------------|------------|--------------|-----------------|------------|--------------|-----------------|------------------|--------------|-----------------|
|              | School      | Enrol.        | Working Teacher | School     | Enrol.       | Working Teacher | Schools    | Enrol.       | Working Teacher | Schools          | Enrol.       | Working Teacher |
| BOYS         | 766         | 143145        | 3575            | 87         | 11852        | 582             | 69         | 35222        | 1187            | 15               | 14684        | 523             |
| GIRLS        | 542         | 89127         | 2170            | 94         | 7074         | 515             | 33         | 13632        | 394             | 9                | 9489         | 184             |
| <b>TOTAL</b> | <b>1308</b> | <b>232272</b> | <b>5745</b>     | <b>181</b> | <b>18926</b> | <b>1097</b>     | <b>102</b> | <b>48854</b> | <b>1581</b>     | <b>24</b>        | <b>24173</b> | <b>707</b>      |

## Enrolment by Class in Govt. schools:

| Class      | Kachi        | Pakki        | 2nd          | 3rd          | 4th          | 5th          | 6th          | 7th          | 8th          | 9th          | 10th         | 11th        | 12th        |
|------------|--------------|--------------|--------------|--------------|--------------|--------------|--------------|--------------|--------------|--------------|--------------|-------------|-------------|
| Boys       | 26501        | 23115        | 20700        | 20174        | 18739        | 18751        | 14935        | 12964        | 12260        | 1E+04        | 8823         | 1039        | 783         |
| Girls      | 26214        | 20652        | 17779        | 15741        | 13134        | 10772        | 7915         | 6345         | 5724         | 4435         | 3994         | 1056        | 784         |
| <b>TOT</b> | <b>52715</b> | <b>43767</b> | <b>38479</b> | <b>35915</b> | <b>31873</b> | <b>29523</b> | <b>22850</b> | <b>19309</b> | <b>17984</b> | <b>15331</b> | <b>12817</b> | <b>2095</b> | <b>1567</b> |

## Govt School Lacking following Basic Facilities (excluding Mosque Schools):

| Level        | No Water   |            | No Electricity |            | No Latrine |            | No Boundary Wall |            |
|--------------|------------|------------|----------------|------------|------------|------------|------------------|------------|
|              | Boys Sch.  | Girls Sch. | Boys Sch.      | Girls Sch. | Boys Sch.  | Girls Sch. | Boys Sch.        | Girls Sch. |
| Primary      | 121        | 82         | 275            | 282        | 150        | 15         | 102              | 5          |
| Middle       | 5          | 8          | 16             | 29         | 15         | 0          | 22               | 0          |
| High         | 0          | 0          | 1              | 1          | 1          | 0          | 10               | 0          |
| Higher/S     | 0          | 0          | 0              | 0          | 0          | 0          | 1                | 0          |
| <b>TOTAL</b> | <b>126</b> | <b>90</b>  | <b>292</b>     | <b>312</b> | <b>166</b> | <b>15</b>  | <b>135</b>       | <b>5</b>   |

## Classrooms Required Repair work:

| Level        | TOTAL CLASSROOMS     |                       | Major Repair         |                       | Minor Repair         |                       |
|--------------|----------------------|-----------------------|----------------------|-----------------------|----------------------|-----------------------|
|              | Rooms in Boy Schools | Rooms in Girl Schools | Rooms in Boy Schools | Rooms in Girl Schools | Rooms in Boy Schools | Rooms in Girl Schools |
| Primary      | 2969                 | 1843                  | 532                  | 271                   | 835                  | 459                   |
| Middle       | 287                  | 296                   | 33                   | 17                    | 62                   | 93                    |
| High         | 746                  | 322                   | 119                  | 66                    | 323                  | 89                    |
| Higher/S     | 335                  | 148                   | 29                   | 12                    | 62                   | 29                    |
| <b>TOTAL</b> | <b>4337</b>          | <b>2609</b>           | <b>713</b>           | <b>366</b>            | <b>1282</b>          | <b>670</b>            |

## Three Years Comparison (Institutions, Enrolment and Teachers)

### Number of Institutions

| Government Institutions | Year 2005-06 |            |             | Year 2006-07 |            |             | Year 2007-08 |            |             |
|-------------------------|--------------|------------|-------------|--------------|------------|-------------|--------------|------------|-------------|
|                         | Male         | Female     | Total       | Male         | Female     | Total       | Male         | Female     | Total       |
| Primary                 | 754          | 532        | 1286        | 757          | 529        | 1286        | 766          | 542        | 1308        |
| Middle                  | 85           | 90         | 175         | 85           | 96         | 181         | 87           | 94         | 181         |
| High                    | 63           | 24         | 87          | 64           | 26         | 90          | 69           | 33         | 102         |
| Higher Secy.            | 15           | 7          | 22          | 15           | 8          | 23          | 15           | 9          | 24          |
| <b>Total</b>            | <b>917</b>   | <b>653</b> | <b>1570</b> | <b>921</b>   | <b>659</b> | <b>1580</b> | <b>937</b>   | <b>678</b> | <b>1615</b> |

### Number of Students

| Government Institutions | Year 2005-06  |               |               | Year 2006-07  |               |               | Year 2007-08  |               |               |
|-------------------------|---------------|---------------|---------------|---------------|---------------|---------------|---------------|---------------|---------------|
|                         | Male          | Female        | Total         | Male          | Female        | Total         | Male          | Female        | Total         |
| Primary                 | 134210        | 81111         | 215321        | 139670        | 83816         | 223486        | 143145        | 89127         | 232272        |
| Middle                  | 11914         | 7463          | 19377         | 12241         | 7576          | 19817         | 11852         | 7074          | 18926         |
| High                    | 32396         | 11802         | 44198         | 33852         | 12204         | 46056         | 35222         | 13632         | 48854         |
| Higher Secy.            | 14067         | 8214          | 22281         | 14278         | 8895          | 23173         | 14684         | 9489          | 24173         |
| <b>Total</b>            | <b>192587</b> | <b>108590</b> | <b>301177</b> | <b>200041</b> | <b>112491</b> | <b>312532</b> | <b>204903</b> | <b>119322</b> | <b>324225</b> |

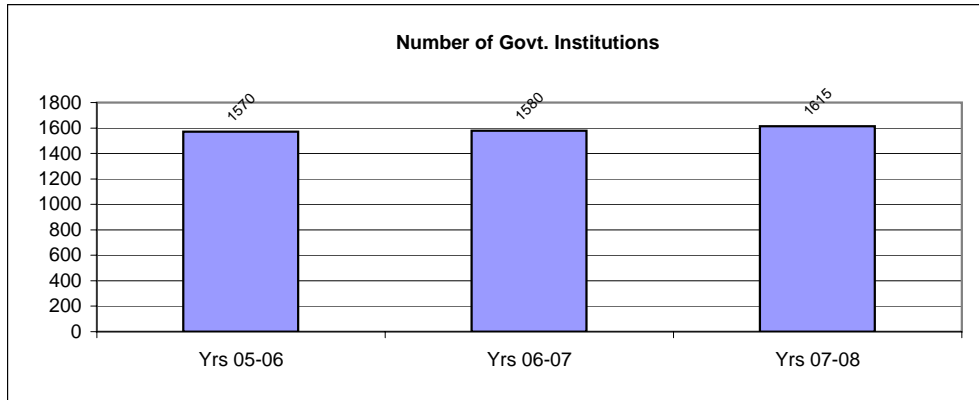
### Number of Teachers

| Government Institutions | Year 2005-06 |             |             | Year 2006-07 |             |             | Year 2007-08 |             |             |
|-------------------------|--------------|-------------|-------------|--------------|-------------|-------------|--------------|-------------|-------------|
|                         | Male         | Female      | Total       | Male         | Female      | Total       | Male         | Female      | Total       |
| Primary                 | 3433         | 1933        | 5366        | 3377         | 1944        | 5321        | 3575         | 2170        | 5745        |
| Middle                  | 548          | 454         | 1002        | 546          | 448         | 994         | 582          | 515         | 1097        |
| High                    | 1119         | 320         | 1439        | 1102         | 324         | 1426        | 1187         | 394         | 1581        |
| Higher Secy.            | 518          | 143         | 661         | 494          | 150         | 644         | 523          | 184         | 707         |
| <b>Total</b>            | <b>5618</b>  | <b>2850</b> | <b>8468</b> | <b>5519</b>  | <b>2866</b> | <b>8385</b> | <b>5867</b>  | <b>3263</b> | <b>9130</b> |

# Education Statistics

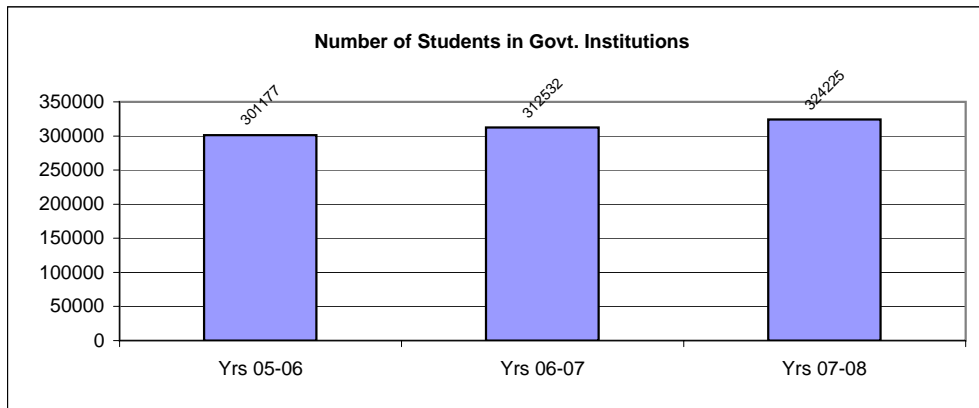
## Number of Institutions

| All Level Govt. Institutions | Yrs 05-06   | Yrs 06-07   | Yrs 07-08   |
|------------------------------|-------------|-------------|-------------|
| <b>Total</b>                 | <b>1570</b> | <b>1580</b> | <b>1615</b> |



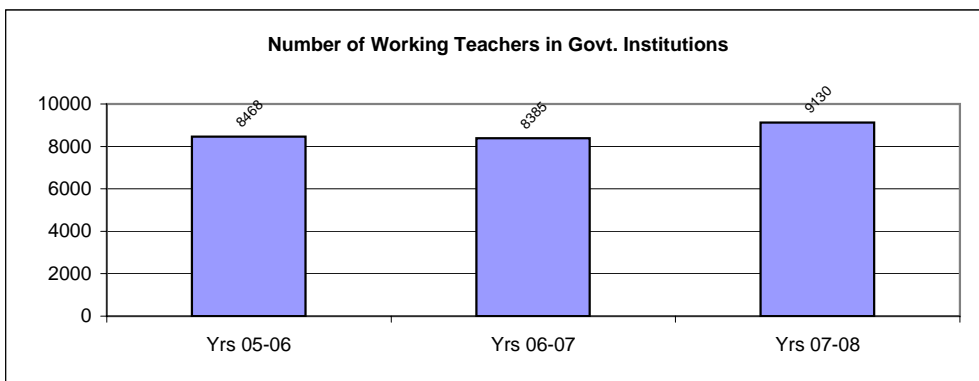
## Number of Students

| All Level Govt. Institutions | Yrs 05-06     | Yrs 06-07     | Yrs 07-08     |
|------------------------------|---------------|---------------|---------------|
| <b>Total</b>                 | <b>301177</b> | <b>312532</b> | <b>324225</b> |



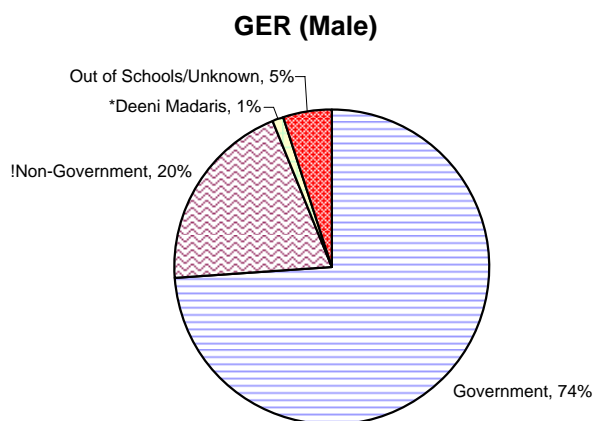
## Number of Teachers

| All Level Govt. Institutions | Yrs 05-06   | Yrs 06-07   | Yrs 07-08   |
|------------------------------|-------------|-------------|-------------|
| <b>Total</b>                 | <b>8468</b> | <b>8385</b> | <b>9130</b> |

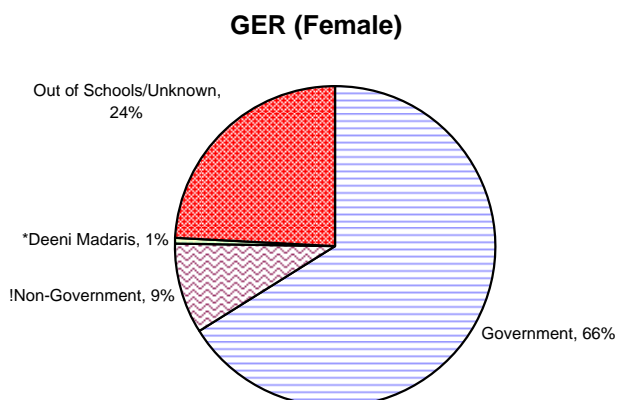


## GER in Primary Level Institutions (Govt., Non-Govt. Schools and Deeni Madaris)

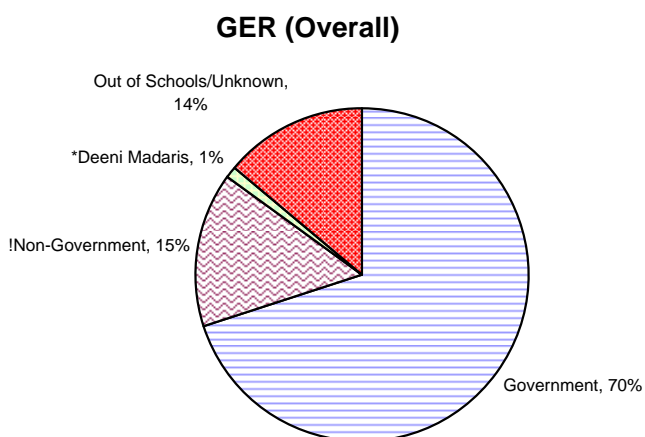
| Primary Level Institutions | GER (Male) |
|----------------------------|------------|
| Government                 | 74%        |
| !Non-Government            | 20%        |
| *Deeni Madaris             | 1%         |
| Out of Schools/Unknown     | 5%         |
| Overall GER                | 95%        |



| Primary Level Institutions | GER (Female) |
|----------------------------|--------------|
| Government                 | 66%          |
| !Non-Government            | 9%           |
| *Deeni Madaris             | 1%           |
| Out of Schools/Unknown     | 24%          |
| Overall GER                | 76%          |



| Primary Level Institutions | GER (Overall) |
|----------------------------|---------------|
| Government                 | 70%           |
| !Non-Government            | 15%           |
| *Deeni Madaris             | 1%            |
| Out of Schools/Unknown     | 14%           |
| Overall GER                | 86%           |

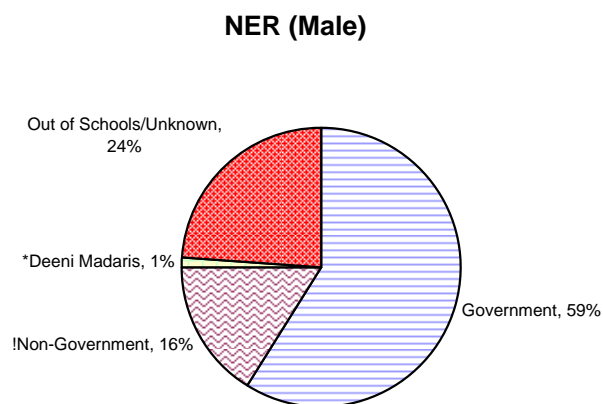


\* Only Full Time Enrolled Students Projected @2%

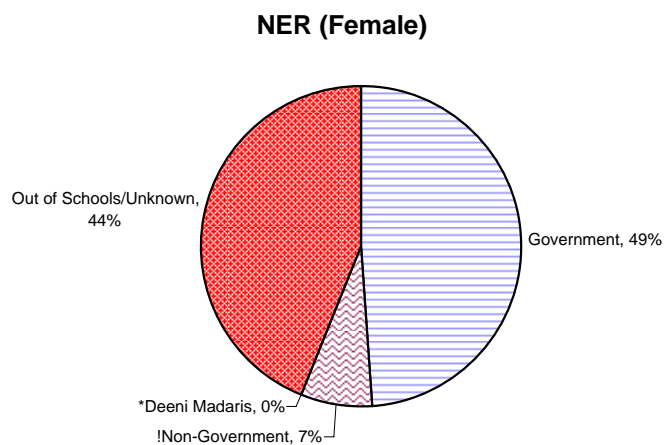
! Private Schools Enrolment Projected @ 3%

## NER in Primary Level Institutions (Govt., Non-Govt. Schools and Deeni Madaris)

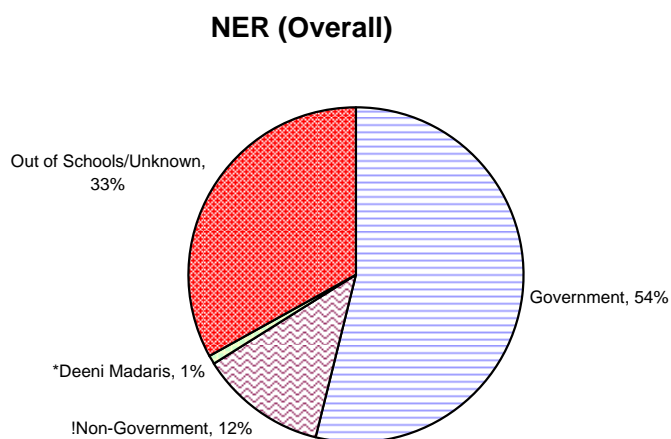
| Primary Level Institutions | NER (Male) |
|----------------------------|------------|
| Government                 | 59%        |
| !Non-Government            | 16%        |
| *Deeni Madaris             | 1%         |
| Out of Schools/Unknown     | 24%        |
| Overall NER                | 76%        |



| Primary Level Institutions | NER (Female) |
|----------------------------|--------------|
| Government                 | 49%          |
| !Non-Government            | 7%           |
| *Deeni Madaris             | 0%           |
| Out of Schools/Unknown     | 44%          |
| Overall NER                | 56%          |



| Primary Level Institutions | NER (Overall) |
|----------------------------|---------------|
| Government                 | 54%           |
| !Non-Government            | 12%           |
| *Deeni Madaris             | 1%            |
| Out of Schools/Unknown     | 33%           |
| Overall NER                | 67%           |



\* Only Full Time Enrolled Students Projected @2%

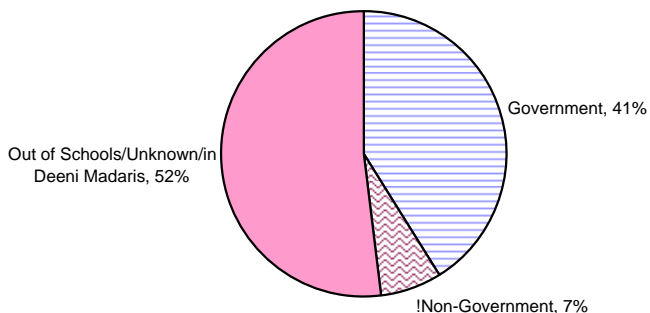
! Private Schools Enrolment Projected @ 3%

\* Refers to a very small number.

## Gross Enrolment Ratio in Secondary Level Institutions (Govt., and Non-Govt. Schools)

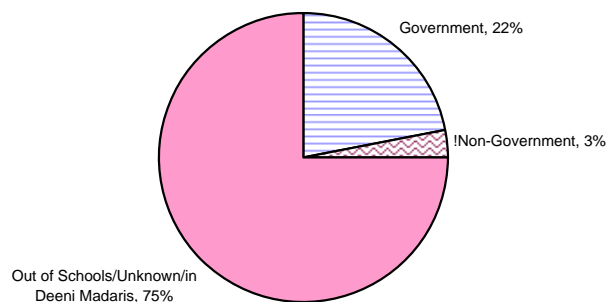
| Secondary Level Institutions            | GER (Male) |
|---|------------|
| Government                              | 41%        |
| !Non-Government                         | 7%         |
| Out of Schools/Unknown/in Deeni Madaris | 52%        |
| Overall GER                             | 48%        |

**GER (Male)**



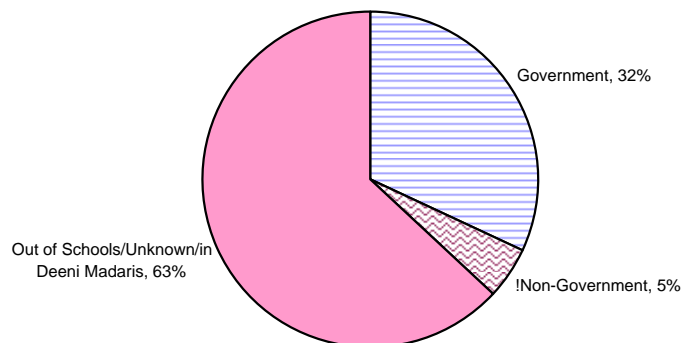
| Secondary Level Institutions            | GER (Female) |
|---|--------------|
| Government                              | 22%          |
| !Non-Government                         | 3%           |
| Out of Schools/Unknown/in Deeni Madaris | 75%          |
| Overall GER                             | 25%          |

**GER (Female)**



| Secondary Level Institutions            | GER (Overall) |
|---|---------------|
| Government                              | 32%           |
| !Non-Government                         | 5%            |
| Out of Schools/Unknown/in Deeni Madaris | 63%           |
| Overall GER                             | 37%           |

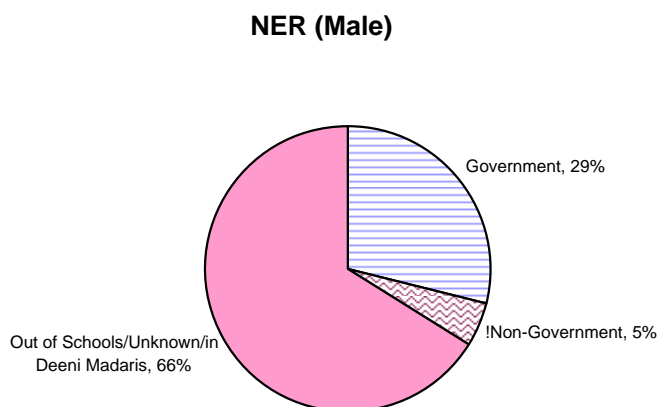
**GER (Overall)**



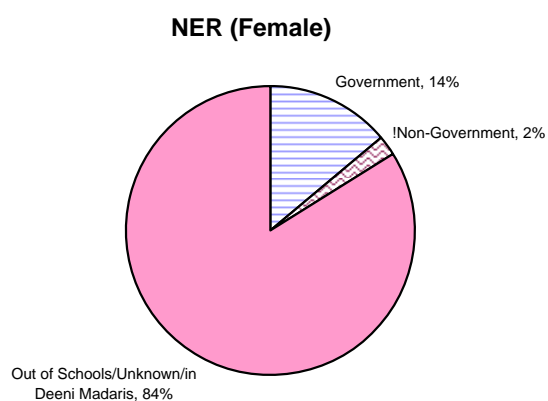
! Private Schools Enrolment Projected @ 3%

## Net Enrolment Ratio in Secondary Level Institutions (Govt., and Non-Govt. Schools)

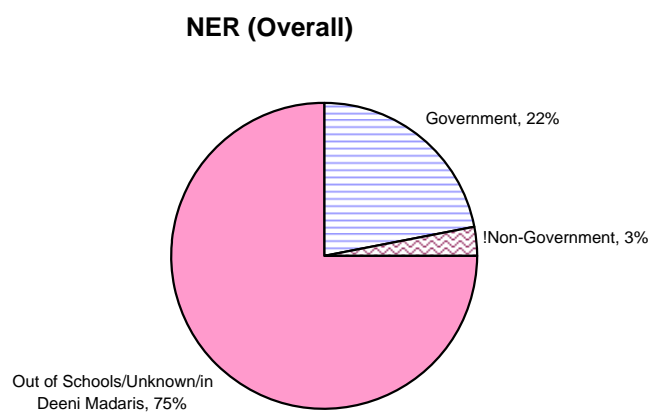
| Secondary Level Institutions            | NER (Male) |
|---|------------|
| Government                              | 29%        |
| !Non-Government                         | 5%         |
| Out of Schools/Unknown/in Deeni Madaris | 66%        |
| Overall NER                             | 34%        |



| Secondary Level Institutions            | NER (Female) |
|---|--------------|
| Government                              | 14%          |
| !Non-Government                         | 2%           |
| Out of Schools/Unknown/in Deeni Madaris | 84%          |
| Overall NER                             | 16%          |



| Secondary Level Institutions            | NER (Overall) |
|---|---------------|
| Government                              | 22%           |
| !Non-Government                         | 3%            |
| Out of Schools/Unknown/in Deeni Madaris | 75%           |
| Overall NER                             | 25%           |



! Private Schools Enrolment Projected @ 3%

# Student Flow Analysis in Govt Schools

**District: MARDAN**

| Year                | BOYS          |               |               |               |               |               |               |               |               |               |          |
|---------------------|---------------|---------------|---------------|---------------|---------------|---------------|---------------|---------------|---------------|---------------|----------|
|                     | Kachi         | Pakki         | Class-2       | Class-3       | Class-4       | Class-5       | Class-6       | Class-7       | Class-8       | Class-9       | Class-10 |
| 2006-07 Enrolment   | 26348         | 22257         | 21135         | 19679         | 19485         | 16356         | 15044         | 13392         | 11707         | 10556         | 7957     |
| 2007-08 Enrolment   | 26519         | 23129         | 20709         | 20183         | 18748         | 18782         | 14935         | 12964         | 12260         | 10896         | 8823     |
| 2007-08 Repeaters   | 2487          | 1834          | 1623          | 1479          | 1514          | 1682          | 1101          | 791           | 637           | 350           | 0        |
| ANALYSIS            |               |               |               |               |               |               |               |               |               |               |          |
| Promotion Rate (p)  | <b>80.82%</b> | <b>85.75%</b> | <b>88.50%</b> | <b>91.32%</b> | <b>91.21%</b> | <b>84.58%</b> | <b>80.92%</b> | <b>86.79%</b> | <b>90.08%</b> | <b>83.58%</b> |          |
| Repetition Rate (r) | <b>9.44%</b>  | <b>8.24%</b>  | <b>7.68%</b>  | <b>7.52%</b>  | <b>8.08%</b>  | <b>10.28%</b> | <b>7.32%</b>  | <b>5.91%</b>  | <b>5.44%</b>  | <b>3.32%</b>  |          |
| Drop-out Rate (d)   | <b>9.74%</b>  | <b>6.01%</b>  | <b>3.82%</b>  | <b>1.16%</b>  | <b>0.71%</b>  | <b>5.14%</b>  | <b>11.77%</b> | <b>7.30%</b>  | <b>4.48%</b>  | <b>13.10%</b> |          |

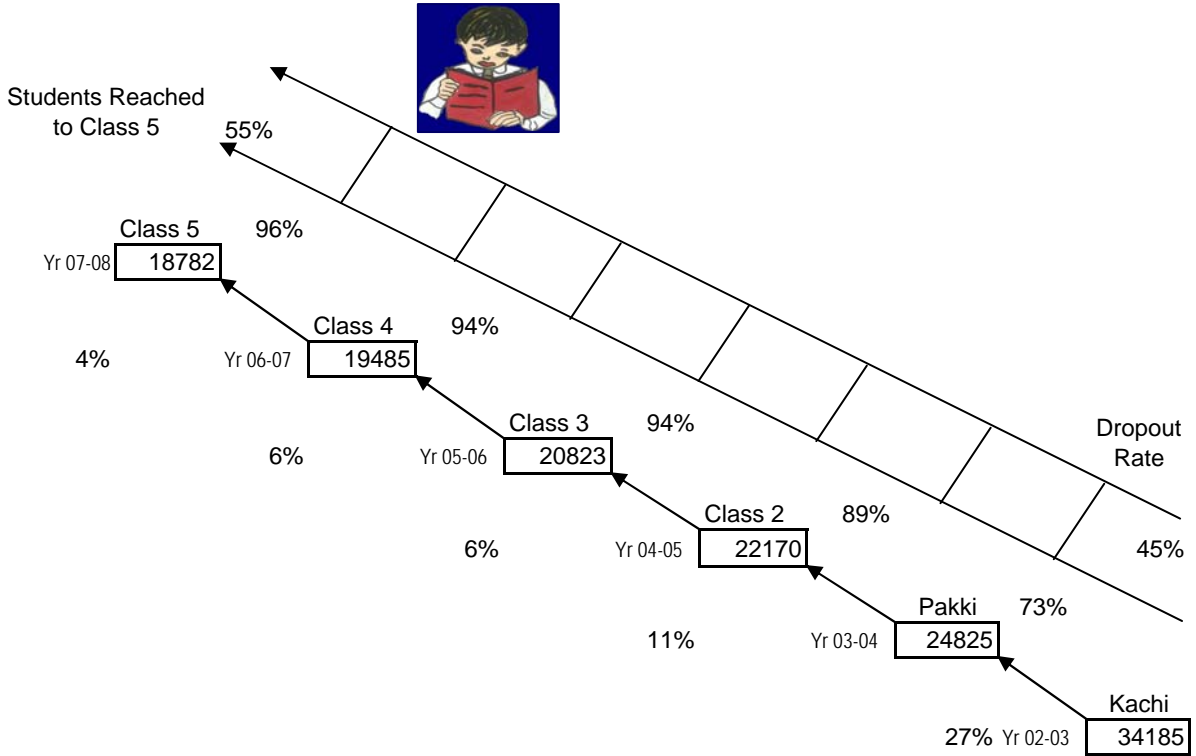
| Year                | GIRLS         |               |               |               |               |               |               |               |               |               |          |
|---------------------|---------------|---------------|---------------|---------------|---------------|---------------|---------------|---------------|---------------|---------------|----------|
|                     | Kachi         | Pakki         | Class-2       | Class-3       | Class-4       | Class-5       | Class-6       | Class-7       | Class-8       | Class-9       | Class-10 |
| 2006-07 Enrolment   | 24711         | 19739         | 17495         | 14312         | 12443         | 9526          | 7446          | 6252          | 5380          | 4579          | 3112     |
| 2007-08 Enrolment   | 26218         | 20657         | 17781         | 15745         | 13138         | 10777         | 7915          | 6345          | 5724          | 4435          | 3994     |
| 2007-08 Repeaters   | 1954          | 1513          | 1790          | 1263          | 1179          | 974           | 512           | 340           | 266           | 50            | 0        |
| ANALYSIS            |               |               |               |               |               |               |               |               |               |               |          |
| Promotion Rate (p)  | <b>77.47%</b> | <b>81.01%</b> | <b>82.78%</b> | <b>78.70%</b> | <b>74.62%</b> | <b>77.71%</b> | <b>80.65%</b> | <b>87.30%</b> | <b>81.51%</b> | <b>87.22%</b> |          |
| Repetition Rate (r) | <b>7.91%</b>  | <b>7.67%</b>  | <b>10.23%</b> | <b>8.82%</b>  | <b>8.97%</b>  | <b>10.22%</b> | <b>6.88%</b>  | <b>5.44%</b>  | <b>4.94%</b>  | <b>1.09%</b>  |          |
| Drop-out Rate (d)   | <b>14.62%</b> | <b>11.32%</b> | <b>6.99%</b>  | <b>12.47%</b> | <b>16.41%</b> | <b>12.06%</b> | <b>12.48%</b> | <b>7.26%</b>  | <b>13.55%</b> | <b>11.68%</b> |          |

| Year                | BOYS + GIRLS  |               |               |               |               |               |               |               |               |               |          |
|---------------------|---------------|---------------|---------------|---------------|---------------|---------------|---------------|---------------|---------------|---------------|----------|
|                     | Kachi         | Pakki         | Class-2       | Class-3       | Class-4       | Class-5       | Class-6       | Class-7       | Class-8       | Class-9       | Class-10 |
| 2006-07 Enrolment   | 51059         | 41996         | 38630         | 33991         | 31928         | 25882         | 22490         | 19644         | 17087         | 15135         | 11069    |
| 2007-08 Enrolment   | 52737         | 43786         | 38490         | 35928         | 31886         | 29559         | 22850         | 19309         | 17984         | 15331         | 12817    |
| 2007-08 Repeaters   | 4441          | 3347          | 3413          | 2742          | 2693          | 2656          | 1613          | 1131          | 903           | 400           | 0        |
| ANALYSIS            |               |               |               |               |               |               |               |               |               |               |          |
| Promotion Rate (p)  | <b>79.20%</b> | <b>83.52%</b> | <b>85.91%</b> | <b>86.01%</b> | <b>84.37%</b> | <b>82.05%</b> | <b>80.83%</b> | <b>86.95%</b> | <b>87.38%</b> | <b>84.68%</b> |          |
| Repetition Rate (r) | <b>8.70%</b>  | <b>7.97%</b>  | <b>8.84%</b>  | <b>8.07%</b>  | <b>8.45%</b>  | <b>10.26%</b> | <b>7.17%</b>  | <b>5.76%</b>  | <b>5.28%</b>  | <b>2.64%</b>  |          |
| Drop-out Rate (d)   | <b>12.10%</b> | <b>8.51%</b>  | <b>5.26%</b>  | <b>5.93%</b>  | <b>7.18%</b>  | <b>7.68%</b>  | <b>12.00%</b> | <b>7.29%</b>  | <b>7.33%</b>  | <b>12.67%</b> |          |

**District: Mardan**

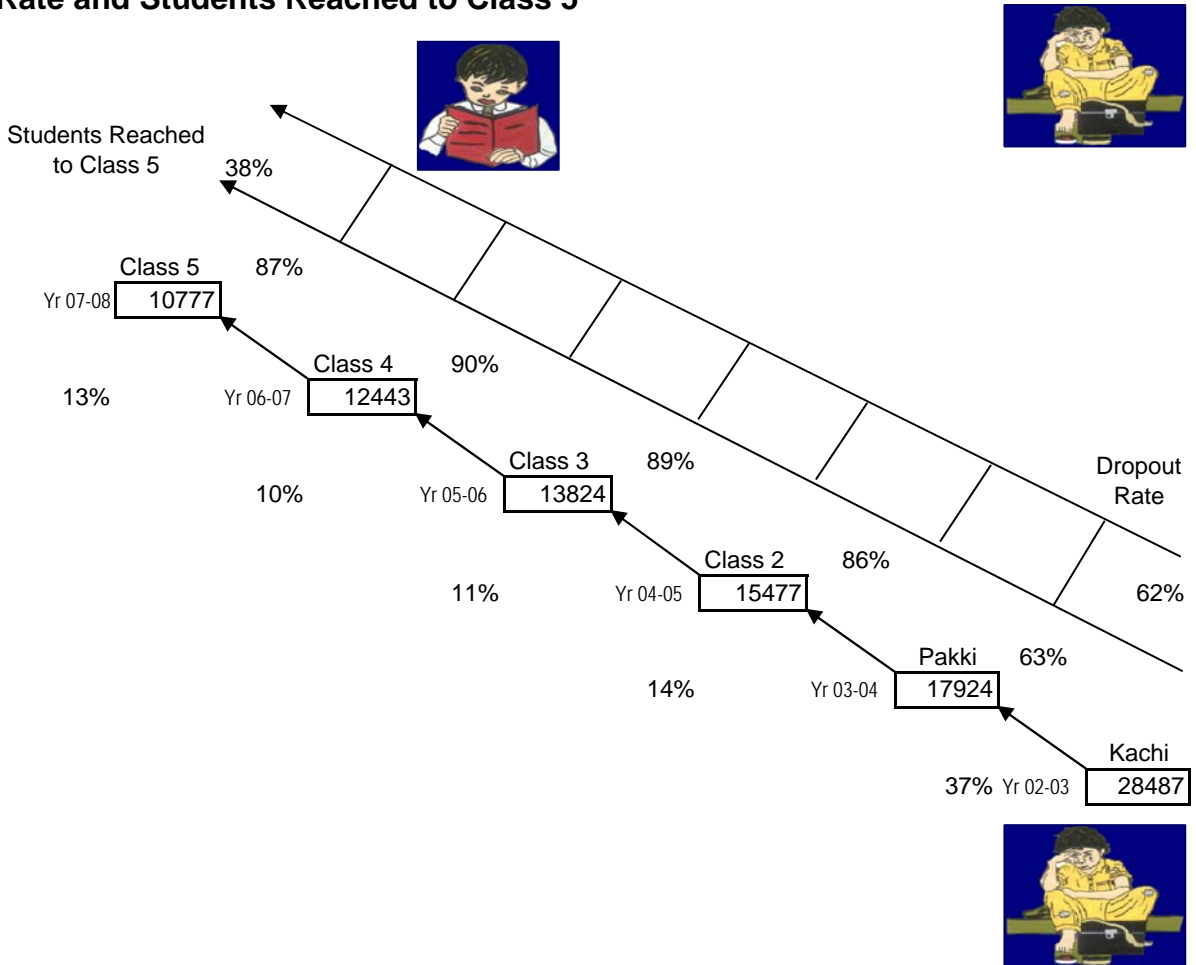
**Dropout Rate and Students Reached to Class 5**

**Boys**



**Dropout Rate and Students Reached to Class 5**

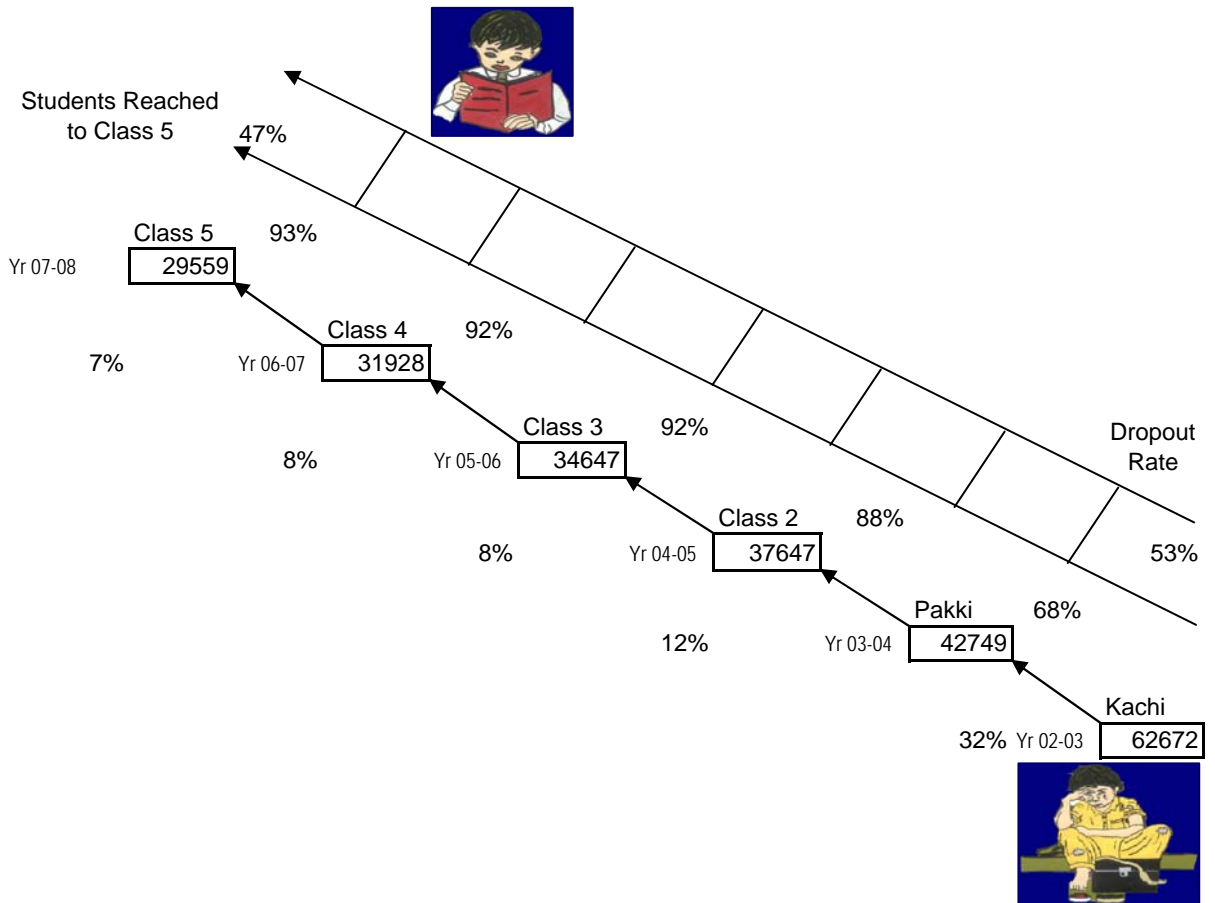
**Girls**



District: Mardan

Dropout Rate and Students Reached to Class 5

Boys+  
Girls



## Transition, Drop-Out and Retention Rates in Govt. Schools

### Kachi to Class 5 (Cycle of Six Years)

| District | Years   | Transition Rate |       |            | Drop-Out Rates |       |            | Retention Rates |       |            |
|----------|---------|-----------------|-------|------------|----------------|-------|------------|-----------------|-------|------------|
|          |         | Boys            | Girls | Total      | Boys           | Girls | Total      | Boys            | Girls | Total      |
| Mardan   | 2005-06 | 78%             | 71%   | <b>75%</b> | 15%            | 31%   | <b>21%</b> | 85%             | 69%   | <b>79%</b> |
|          | 2006-07 | 78%             | 69%   | <b>75%</b> | 17%            | 32%   | <b>23%</b> | 83%             | 68%   | <b>77%</b> |
|          | 2007-08 | 85%             | 78%   | <b>82%</b> | 45%            | 62%   | <b>53%</b> | 55%             | 38%   | <b>47%</b> |

Drop-Out Rate  
 $DR = \frac{B - NC}{B} \times 100$

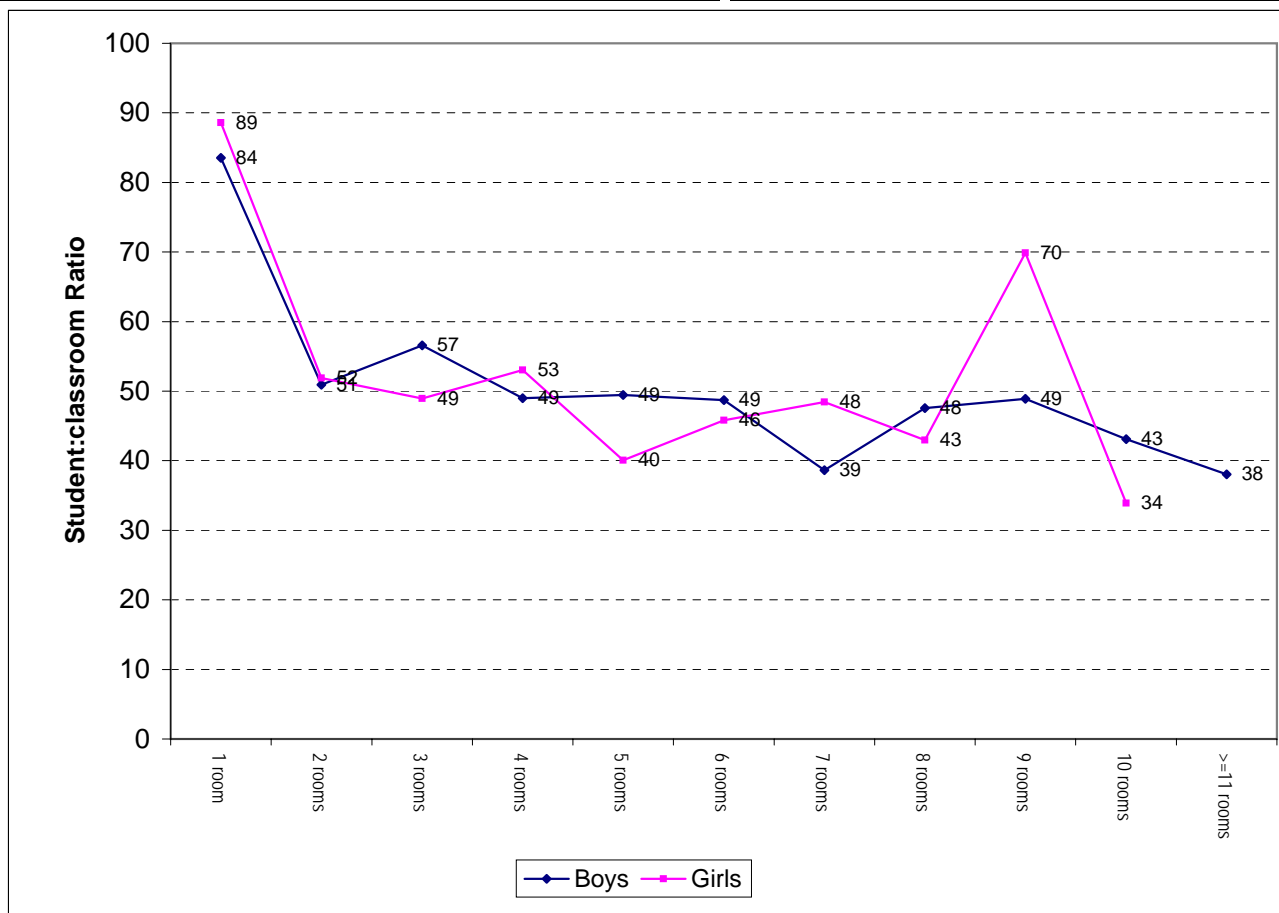
RetentionRate  
 $RR = \frac{NC}{B} \times 100$

B: Enrol. in the base year (yt) Kachi  
 NC: Enrol. in the year (yt+5) in the Class 5th

Transition Rate  
 $TR = \frac{\text{Class-6 Enrol. in yrs 5/6} - \text{minus(Class-6 Repeaters in 5/6)}}{\text{Class-5 Enrol. in 4/5}}$

### Govt Primary Schools (including Mosque and Maktab Schools) by Classroom:Enrolment Ratio

| Class Rooms  | Boy Schools   |               |                  |                     | Girls Schools |              |                  |                     |
|--------------|---------------|---------------|------------------|---------------------|---------------|--------------|------------------|---------------------|
|              | No of Schools | Enrolment     | No of classrooms | Class:Student Ratio | No of Schools | Enrolment    | No of classrooms | Class:Student Ratio |
| 1 room       | 39            | 3258          | 39               | 84                  | 5             | 443          | 5                | 89                  |
| 2 rooms      | 295           | 30048         | 590              | 51                  | 244           | 25326        | 488              | 52                  |
| 3 rooms      | 105           | 17818         | 315              | 57                  | 103           | 15122        | 309              | 49                  |
| 4 rooms      | 107           | 20960         | 428              | 49                  | 86            | 18240        | 344              | 53                  |
| 5 rooms      | 59            | 14582         | 295              | 49                  | 38            | 7616         | 190              | 40                  |
| 6 rooms      | 67            | 19576         | 402              | 49                  | 31            | 8523         | 186              | 46                  |
| 7 rooms      | 34            | 9194          | 238              | 39                  | 14            | 4748         | 98               | 48                  |
| 8 rooms      | 19            | 7228          | 152              | 48                  | 8             | 2749         | 64               | 43                  |
| 9 rooms      | 8             | 3519          | 72               | 49                  | 3             | 1887         | 27               | 70                  |
| 10 rooms     | 6             | 2586          | 60               | 43                  | 10            | 4473         | 132              | 34                  |
| >=11 rooms   | 27            | 14374         | 378              | 38                  |               |              |                  |                     |
| <b>TOTAL</b> | <b>766</b>    | <b>143143</b> | <b>2969</b>      | <b>48</b>           | <b>542</b>    | <b>89127</b> | <b>1843</b>      | <b>48</b>           |



## No. of Teaching Staff by Designation in Middle, High and H/Secondary Schools

DISTRICT: MARDAN

### Boy Schools

| Designation     | Sanctioned Posts | Working Regular | Working Contract | Total Working |
|-----------------|------------------|-----------------|------------------|---------------|
| AT              | 179              | 153             | 16               | 169           |
| CT A.Tech       | 11               | 11              |                  | 11            |
| CT Agri         | 9                | 8               |                  | 8             |
| CT Gen          | 774              | 752             | 11               | 763           |
| CT Indust       | 9                | 9               |                  | 9             |
| CT Tech         | 7                | 7               |                  | 7             |
| DM              | 193              | 175             | 13               | 188           |
| DPE             | 15               | 15              |                  | 15            |
| HeadMaster B-17 | 44               | 43              |                  | 43            |
| IT-B-16         | 4                | 0               | 3                | 3             |
| PET             | 178              | 161             | 11               | 172           |
| Principal B-18  | 18               | 14              |                  | 14            |
| Principal B-19  | 23               | 23              |                  | 23            |
| Qari            | 94               | 77              | 16               | 93            |
| SET Agri        | 3                | 3               |                  | 3             |
| SET Gen         | 366              | 344             | 11               | 355           |
| SET Sci         | 101              | 92              | 2                | 94            |
| SET Tech        | 9                | 8               | 1                | 9             |
| Sr. IT B-17     | 2                | 0               | 1                | 1             |
| SS B-17         | 143              | 113             | 8                | 121           |
| TT              | 190              | 163             | 22               | 185           |
| Vice Prin B-18  | 10               | 6               |                  | 6             |
| <b>Total</b>    | <b>2382</b>      | <b>2177</b>     | <b>115</b>       | <b>2292</b>   |

### Girl Schools

| Designation     | Sanctioned Posts | Working Regular | Working Contract | Total Working |
|-----------------|------------------|-----------------|------------------|---------------|
| AT              | 138              | 65              | 32               | 97            |
| CT A.Tech       | 3                | 3               |                  | 3             |
| CT Gen          | 382              | 281             | 67               | 348           |
| CT H_Ecno       | 6                | 6               |                  | 6             |
| DM              | 136              | 94              | 37               | 131           |
| DPE             | 7                | 7               |                  | 7             |
| HeadMaster B-17 | 31               | 19              |                  | 19            |
| IT-B-16         | 2                | 0               | 1                | 1             |
| PET             | 107              | 63              | 17               | 80            |
| Principal B-18  | 7                | 3               |                  | 3             |
| Principal B-19  | 4                | 3               |                  | 3             |
| Qari            | 43               | 33              | 8                | 41            |
| SET Gen         | 201              | 145             | 27               | 172           |
| SET Sci         | 46               | 28              | 6                | 34            |
| Sr. IT B-17     | 1                | 0               | 1                | 1             |
| SS B-17         | 86               | 38              | 16               | 54            |
| TT              | 138              | 74              | 16               | 90            |
| Vice Prin B-18  | 4                | 3               |                  | 3             |
| <b>Total</b>    | <b>1342</b>      | <b>865</b>      | <b>228</b>       | <b>1093</b>   |